



Measurement Report

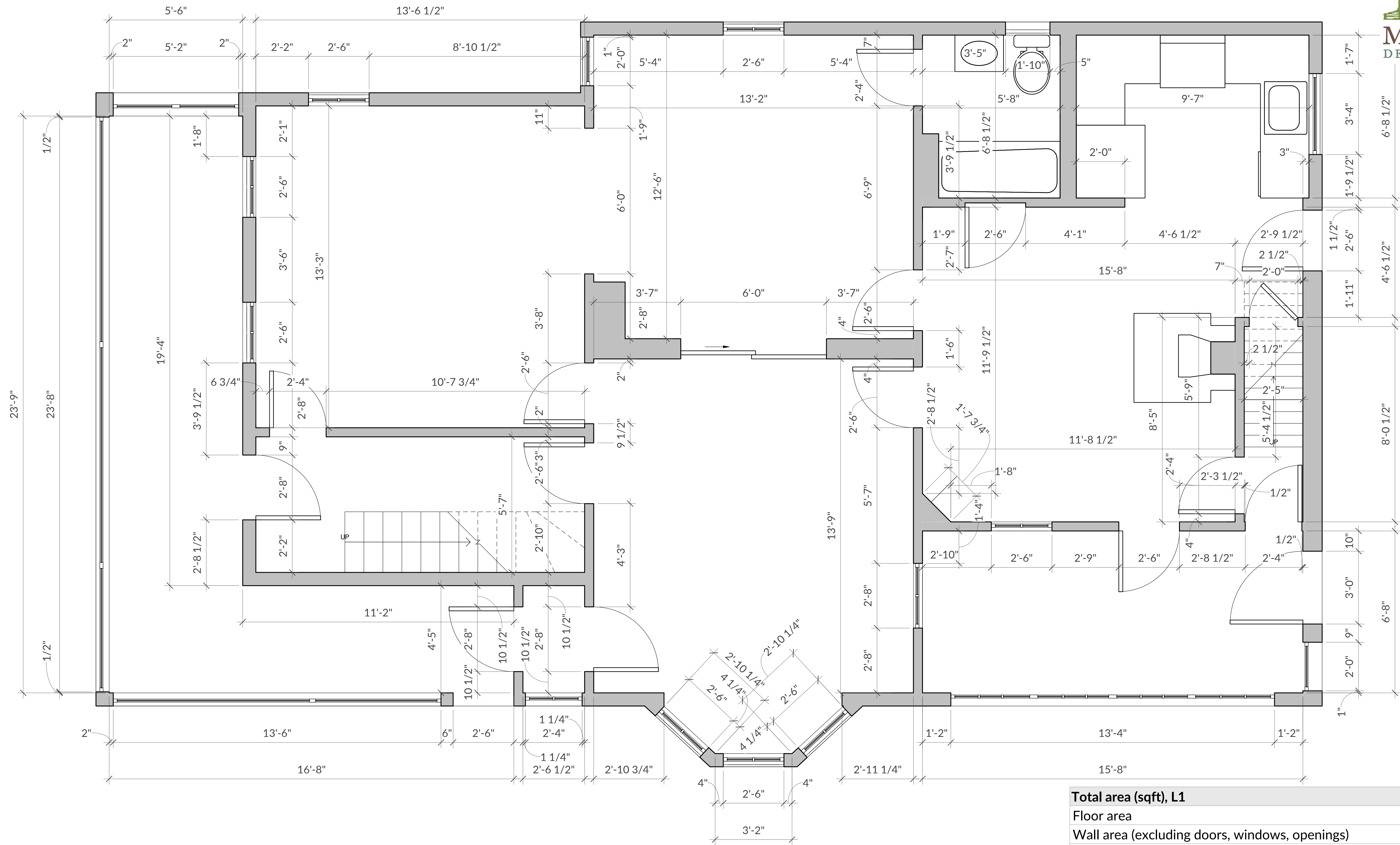
Report delivery date: 02/13/2023

Don Wiss

Table of Contents

Title Page	1
Table of Contents	2
Floor Plan Measurements, L1	3
Room Layout, L1	4
Kitchen, L1	5
Living Room, L1	6
Entry Room-1, L1	7
Entry Room-2, L1	8
Room-1, L1	9
Bathroom-1, L1	10
Room-2, L1	11
Entry Room-3, L1	12
Hallway, L1	13
Floor Plan Measurements, L2	14
Room Layout, L2	15
Entry Room-4, L2	16
Room-3, L2	17
Room-4, L2	18
Room-5, L2	19
Entry Room-5, L2	20
Bathroom-2, L2	21
Room-6, L2	22

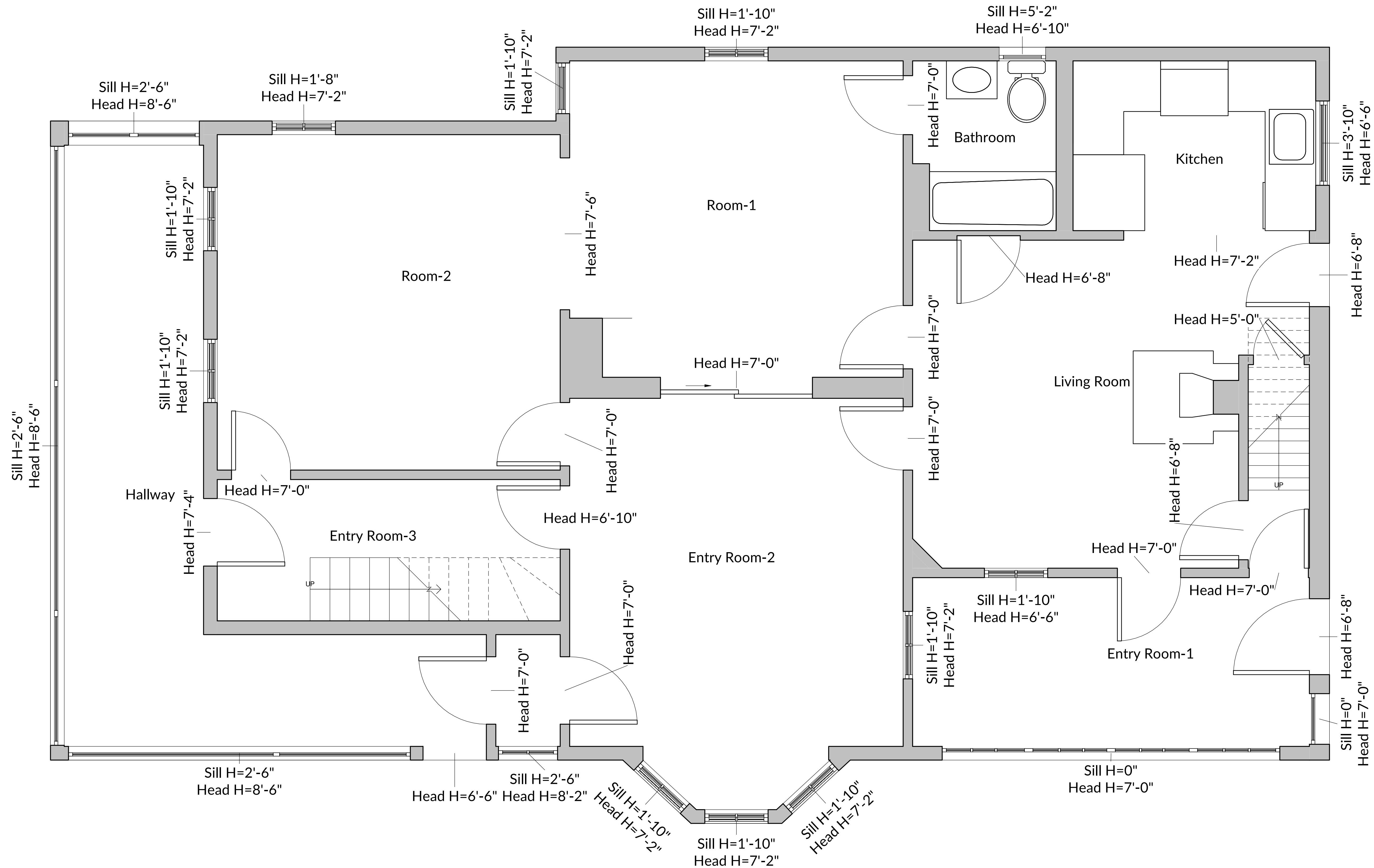
Floor Plan Measurements, L1



Total area (sqft), L1	
Floor area	1379.9
Wall area (excluding doors, windows, openings)	2694.6
Wall linear length (ft)	478.1
Countertop area	29.7

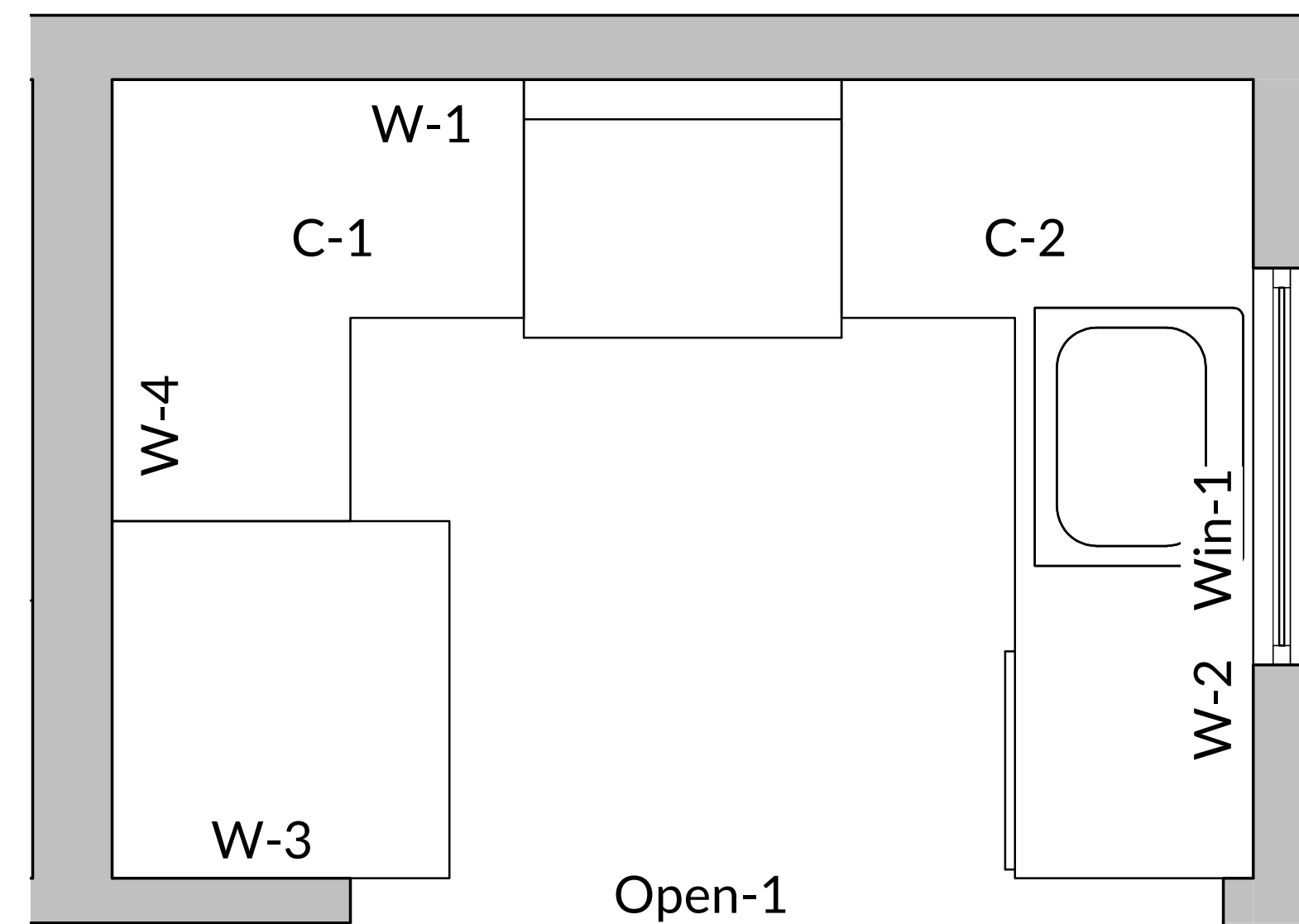
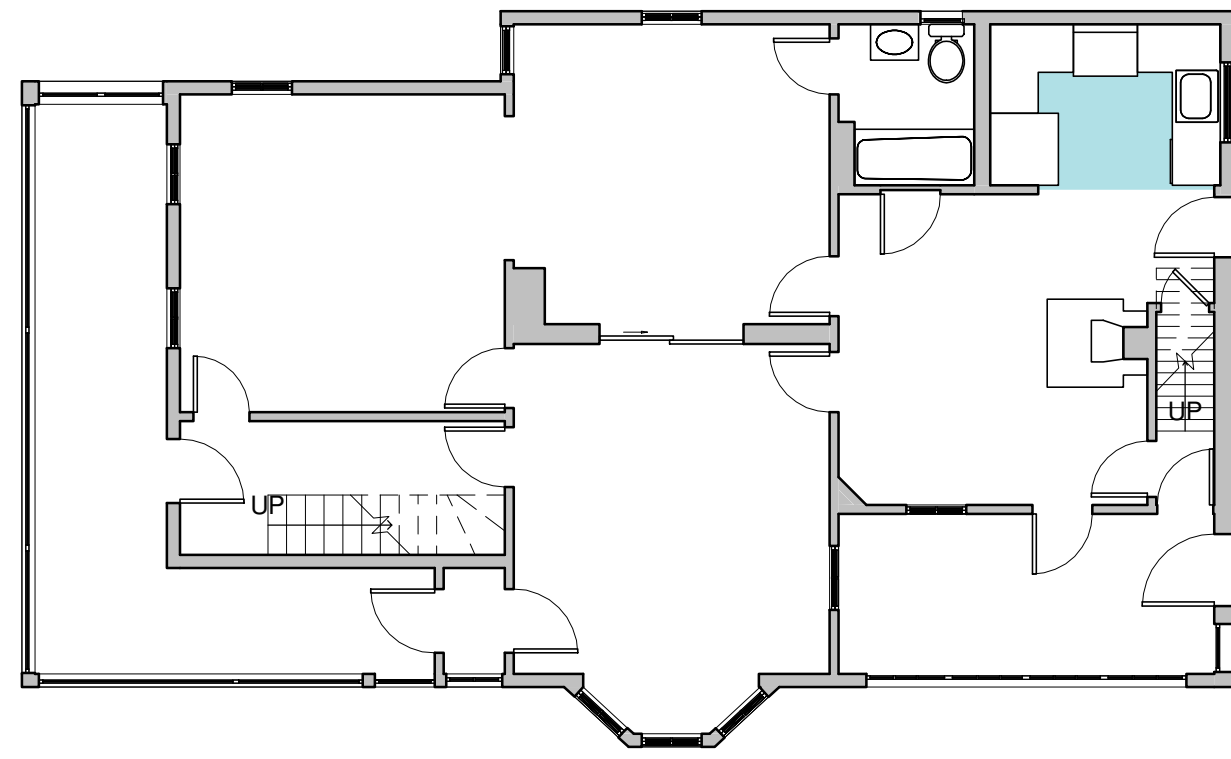
1/2" = 1'-0"

Room Layout, L1



1/2" = 1'-0"

Kitchen, L1



3/4" = 1'-0"

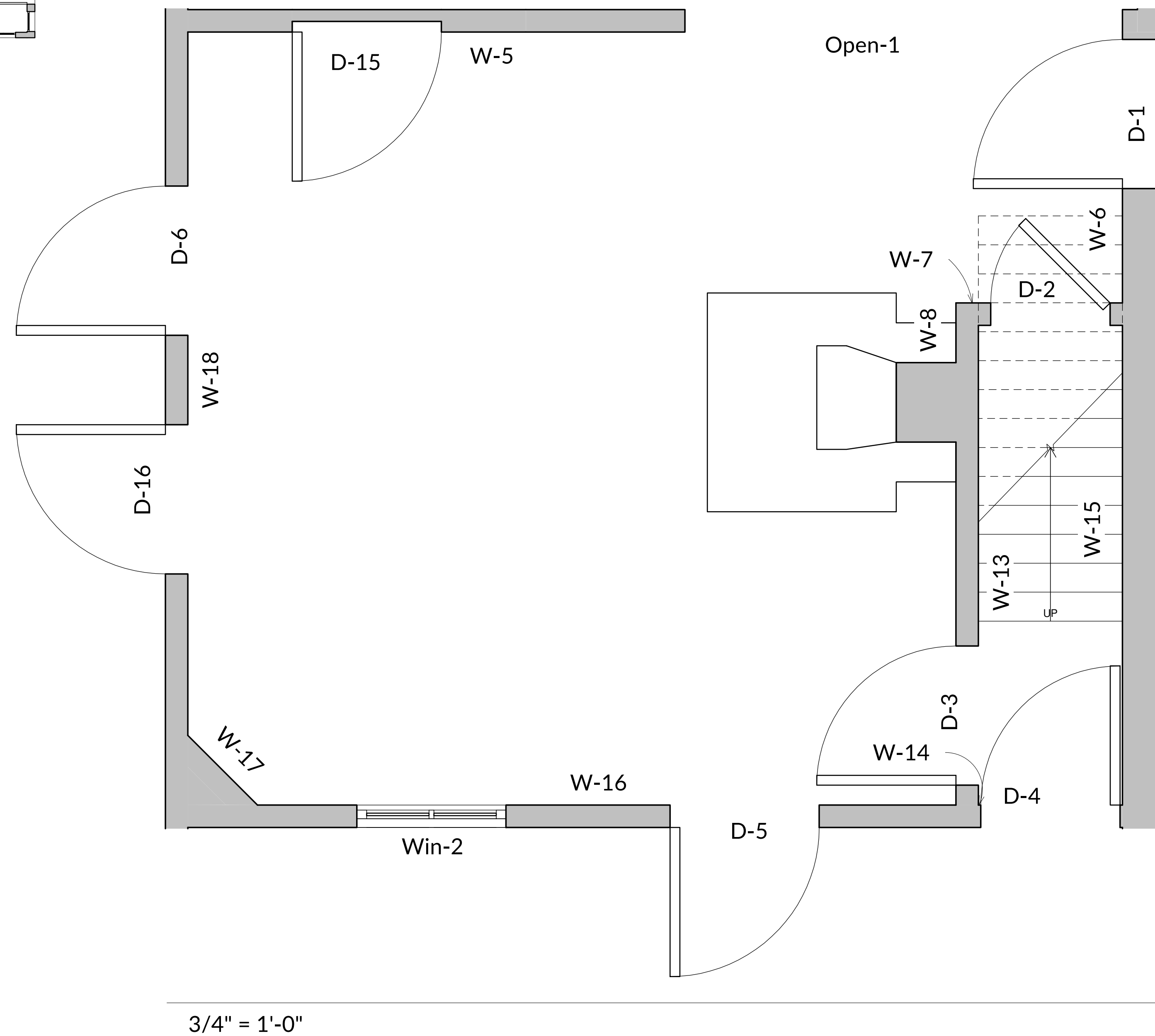
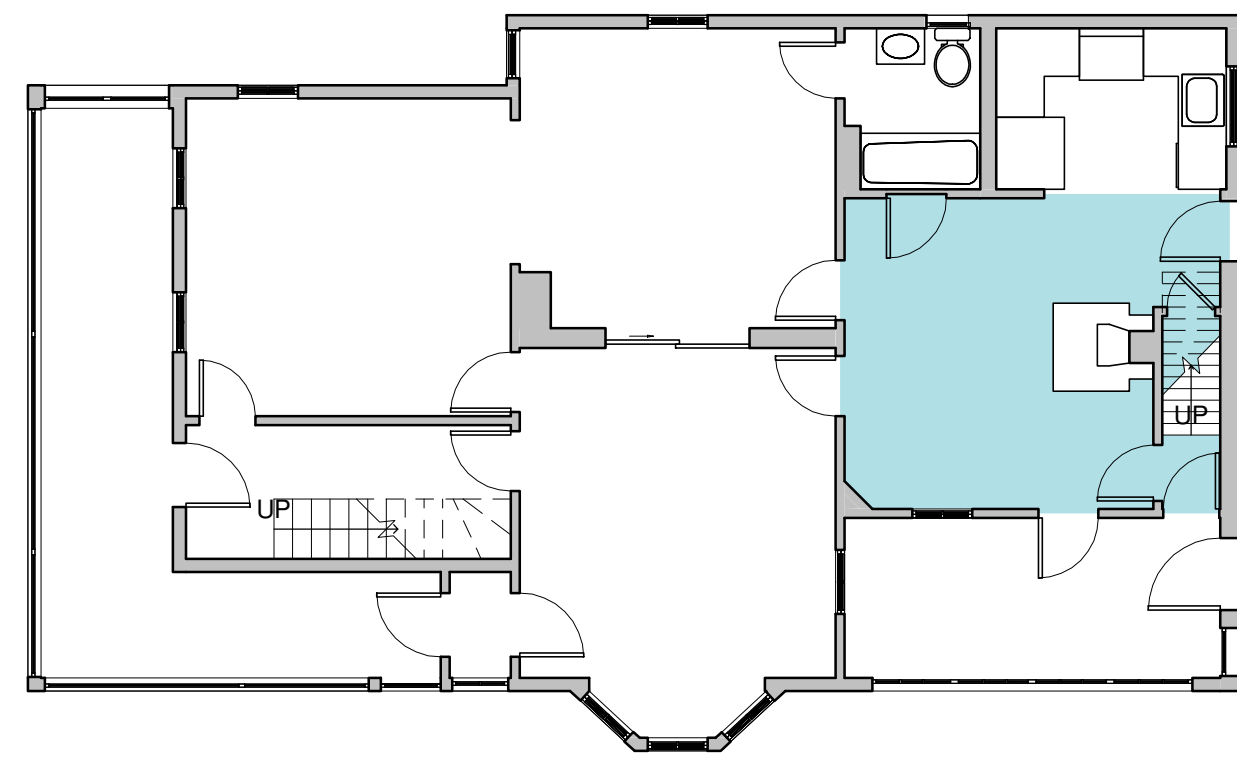
Features, Kitchen				
Object	Height	Width	Area (sqft)	Window sill height
Open-1	7'-2"	7'-4"	52.6	
W-1	7'-4"	9'-7"	70.3	
W-2	7'-4"	6'-8 1/2"	40.3	
W-3	7'-4"	9'-7"	17.7	
W-4	7'-4"	6'-8 1/2"	49.2	
Win-1	2'-8"	3'-4"	8.9	3'-10"

Countertops, Kitchen				
Object	Height	Length	Width	Area (sqft)
C-1	3'-0"	5'-2"	2'-0"	10.3
C-2	3'-0"	8'-2"	2'-0"	16.3

Total area (sqft), Kitchen	
Floor area	64.3
Wall area (excluding doors, windows, openings)	177.5
Wall linear length (ft)	32.6
Countertop area	26.6

Object quantities, Kitchen	
Doors	0
Openings	1
Windows	1
Countertops	2

Living Room, L1

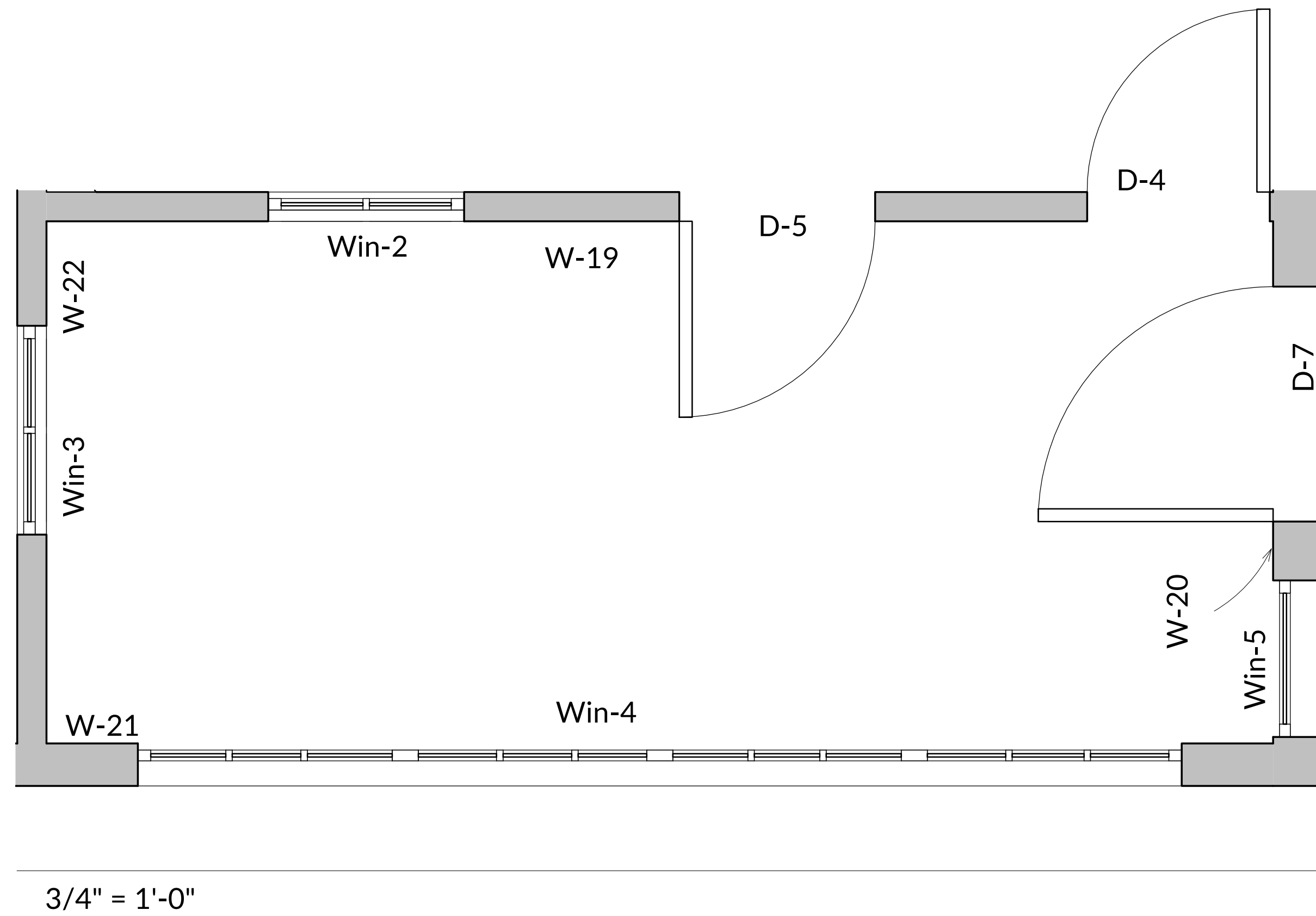
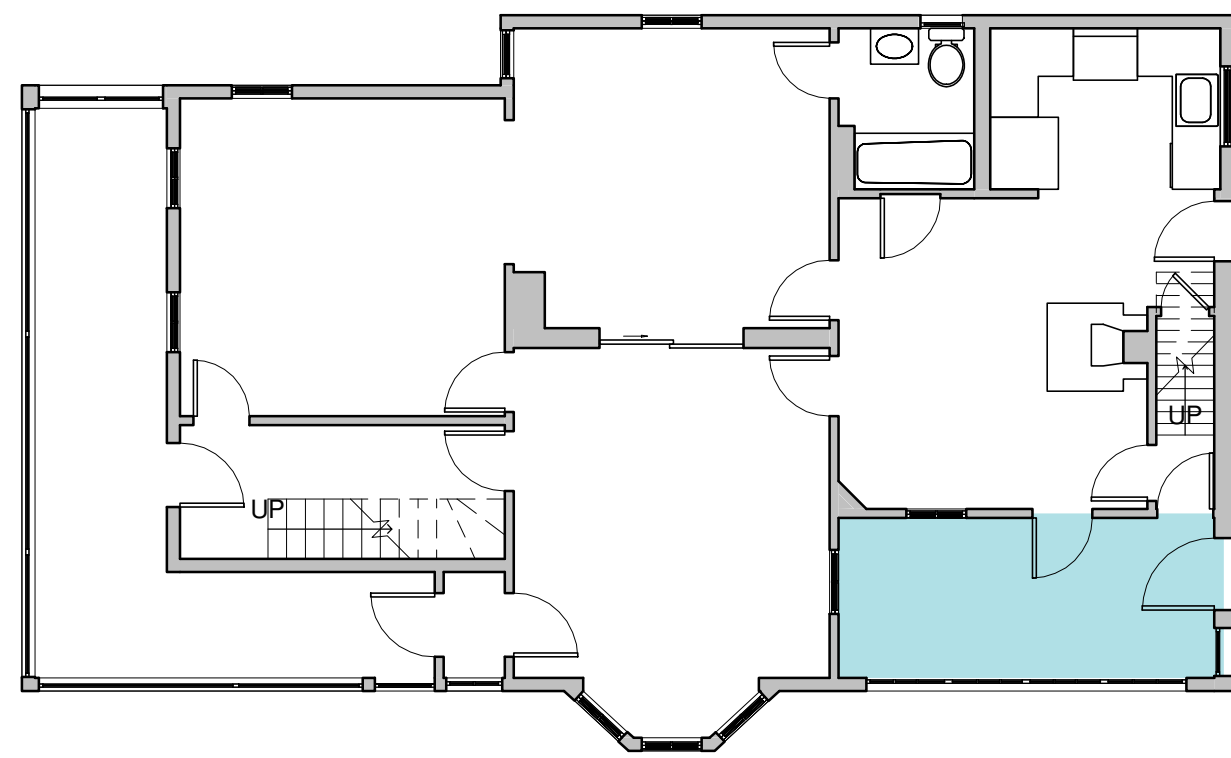


Features, Living Room				
Object	Height	Width	Area (sqft)	Window sill height
D-1	6'-8"	2'-6"	16.7	
D-2	5'-0"	2'-0"	10.0	
D-3	6'-8"	2'-4"	15.6	
D-4	7'-0"	2'-4"	16.3	
D-5	7'-0"	2'-6"	17.5	
D-6	7'-0"	2'-6"	17.5	
D-15	6'-8"	2'-6"	16.7	
D-16	7'-0"	2'-6"	17.5	
Open-1	7'-2"	7'-4"	52.6	
W-5	7'-10"	15'-8"	53.4	
W-6	7'-10"	4'-6 1/2"	18.9	
W-7	5'-0"	2'-9 1/2"	4.0	
W-8	7'-10"	8'-5"	65.9	
W-13	7'-10"	8'-0 1/2"	47.4	
W-14	7'-10"	2'-5"	2.6	
W-15	7'-10"	8'-0 1/2"	63.0	
W-16	7'-10"	11'-8 1/2"	62.5	
W-17	7'-10"	1'-7 3/4"	12.9	
W-18	7'-10"	11'-9 1/2"	57.3	
Win-2	4'-8"	2'-6"	11.7	1'-10"

Total area (sqft), Living Room	
Floor area	202.3
Wall area (excluding doors, windows, openings)	387.9
Wall linear length (ft)	75.1
Countertop area	0.0

Object quantities, Living Room	
Doors	8
Openings	1
Windows	1
Countertops	0

Entry Room-1, L1

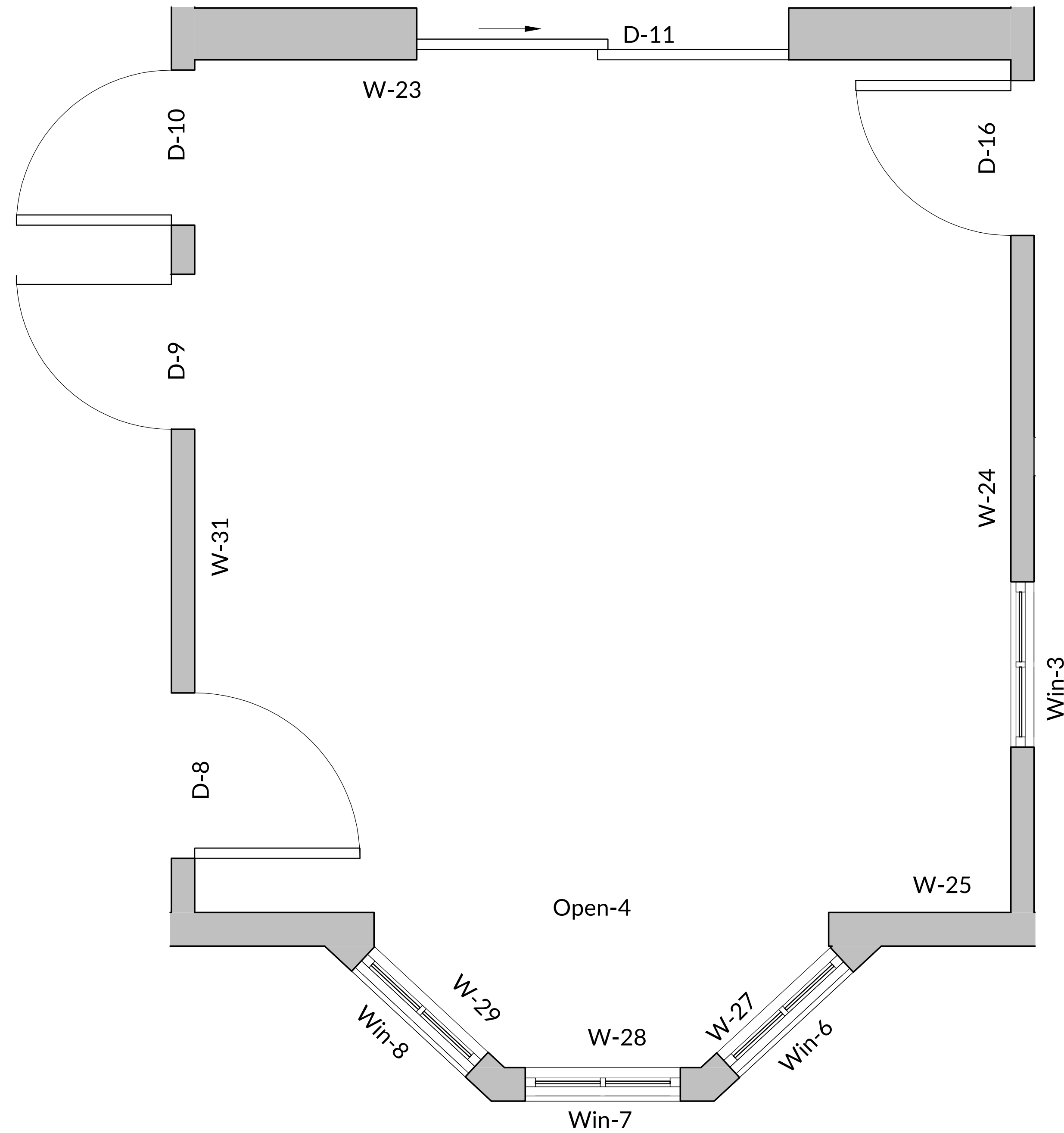
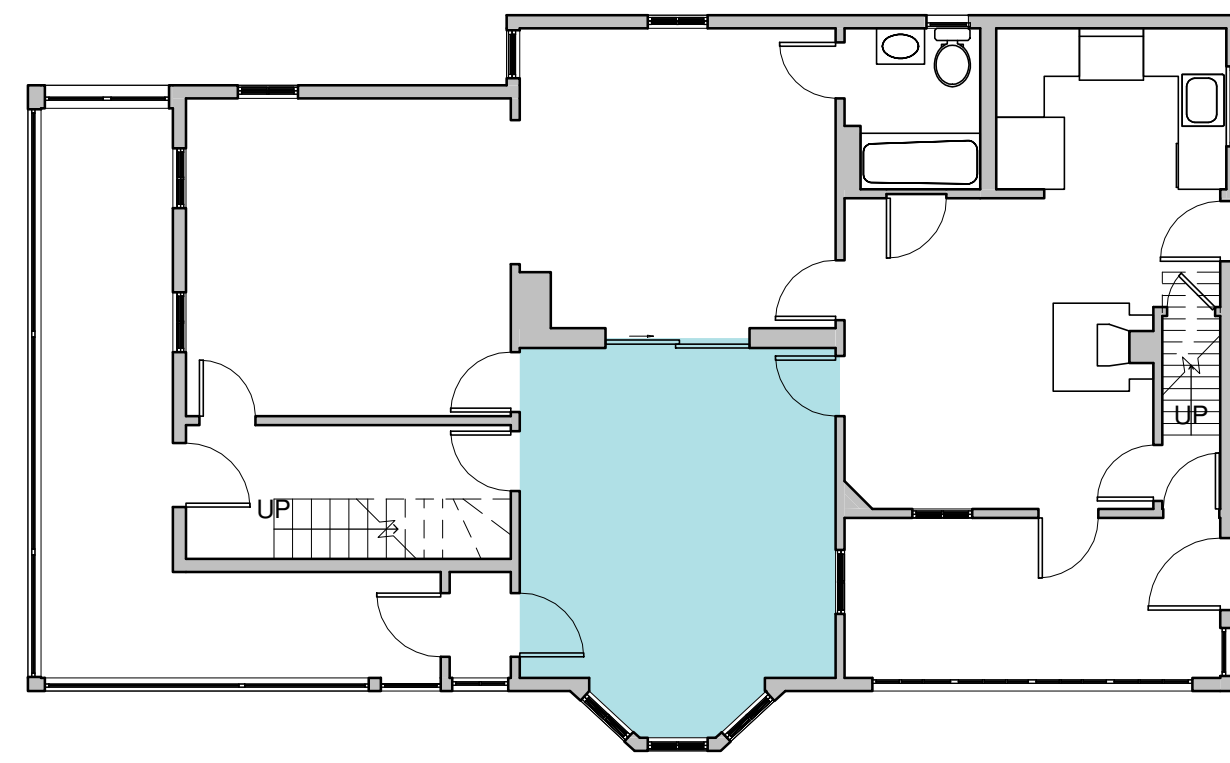


Features, Entry Room - 1				
Object	Height	Width	Area (sqft)	Window sill height
D-4	7'-0"	2'-4"	16.3	
D-5	7'-0"	2'-6"	17.5	
D-7	6'-8"	3'-0"	20.0	
W-19	8'-9"	15'-8"	91.6	
W-20	8'-9"	6'-8"	18.5	
W-21	7'-0"	15'-8"	16.4	
W-22	8'-9"	6'-8"	38.3	
Win-2	4'-8"	2'-6"	11.7	1'-10"
Win-3	5'-4"	2'-8"	14.2	1'-10"
Win-4	7'-0"	13'-4"	93.3	0"
Win-5	7'-0"	2'-0"	14.0	0"

Total area (sqft), Entry Room - 1	
Floor area	104.4
Wall area (excluding doors, windows, openings)	164.8
Wall linear length (ft)	44.7
Countertop area	0.0

Object quantities, Entry Room - 1	
Doors	3
Openings	0
Windows	4
Countertops	0

Entry Room-2, L1



3/4" = 1'-0"

Features, Entry Room - 2

Object	Height	Width	Area (sqft)	Window sill height
D-8	7'-0"	2'-8"	18.7	
D-9	6'-10"	2'-6"	17.1	
D-10	7'-0"	2'-6"	17.5	
D-11	7'-0"	6'-0"	42.0	
D-16	7'-0"	2'-6"	17.5	
Open-4	8'-6"	7'-4"	62.3	
W-23	8'-8"	13'-2"	72.1	
W-24	8'-8"	13'-9"	87.5	
W-25	8'-8"	13'-2"	51.8	
W-27	8'-8"	2'-10 1/2"	11.6	
W-28	8'-8"	3'-2"	14.1	
W-29	8'-8"	2'-10 1/2"	11.6	
W-31	8'-8"	13'-9"	65.9	
Win-3	5'-4"	2'-8"	14.2	1'-10"
Win-6	5'-4"	2'-6"	13.3	1'-10"
Win-7	5'-4"	2'-6"	13.3	1'-10"
Win-8	5'-4"	2'-6"	13.3	1'-10"

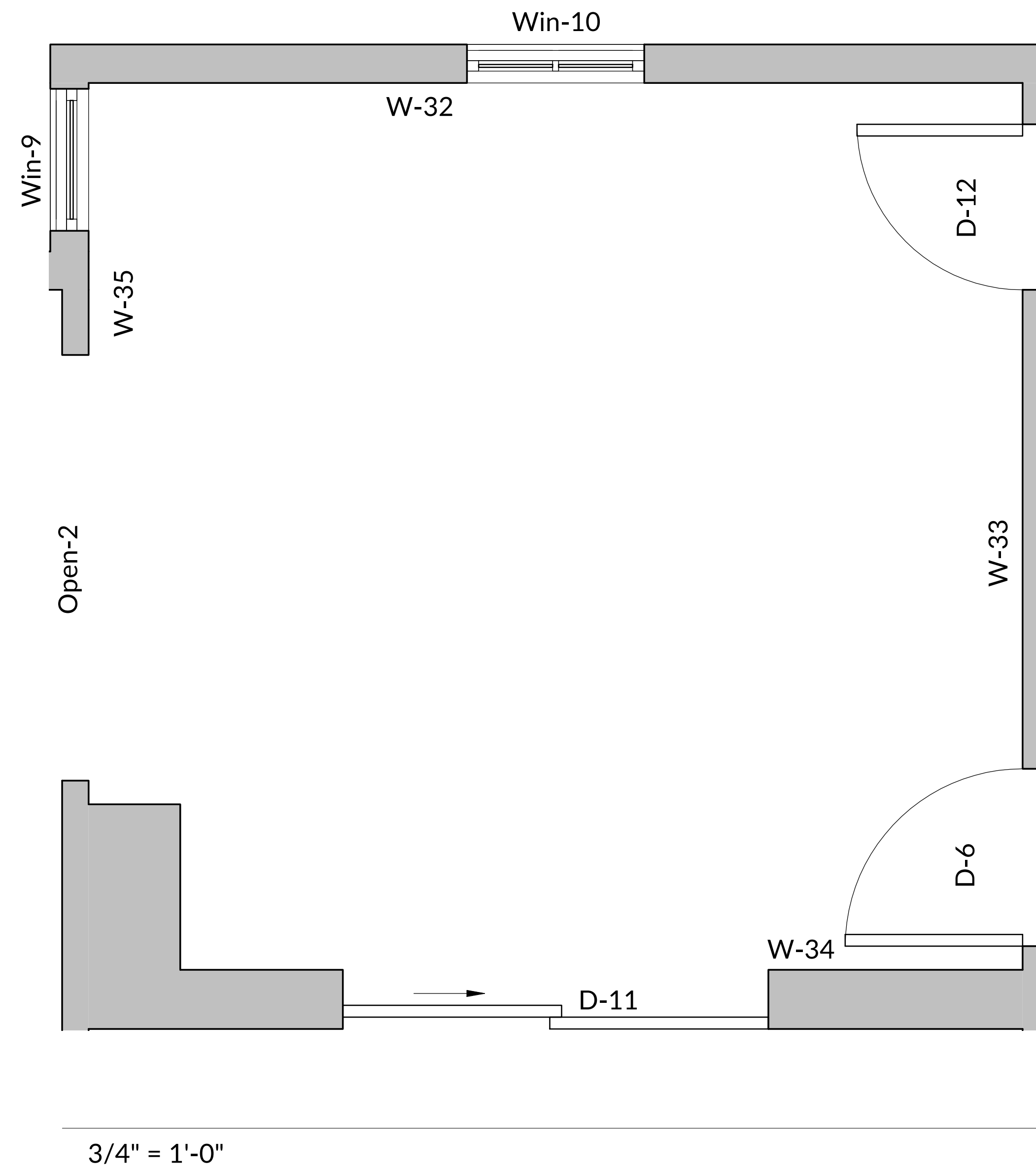
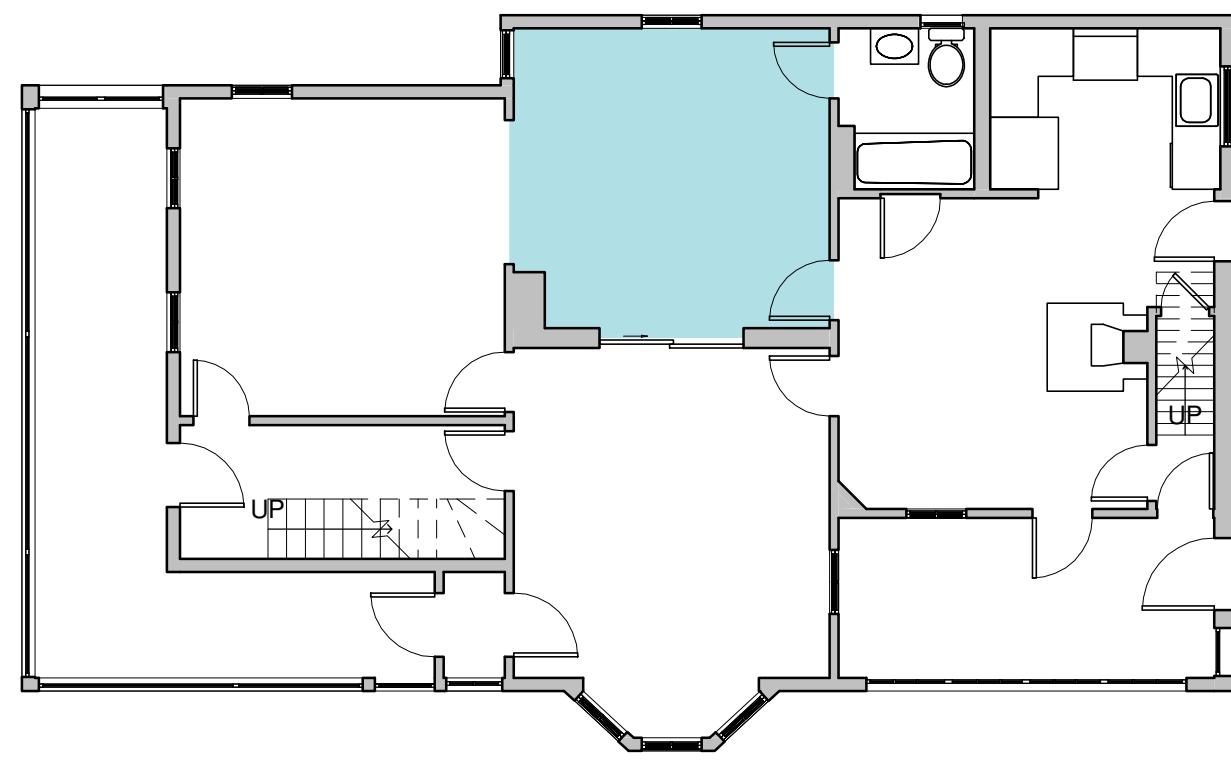
Total area (sqft), Entry Room - 2

Floor area	195.7
Wall area (excluding doors, windows, openings)	314.6
Wall linear length (ft)	62.8
Countertop area	0.0

Object quantities, Entry Room - 2

Doors	6
Openings	0
Windows	4
Countertops	0

Room-1, L1

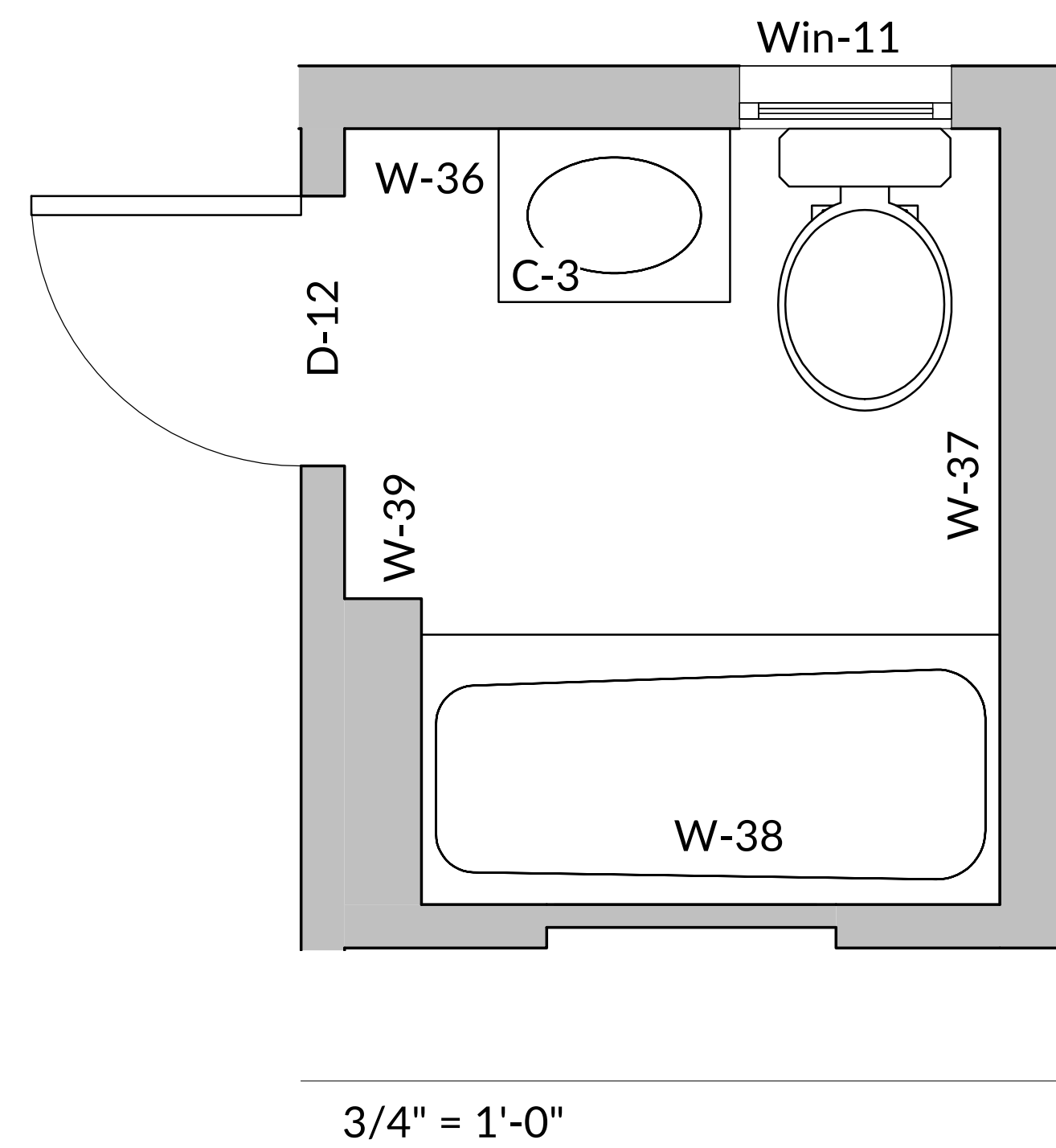
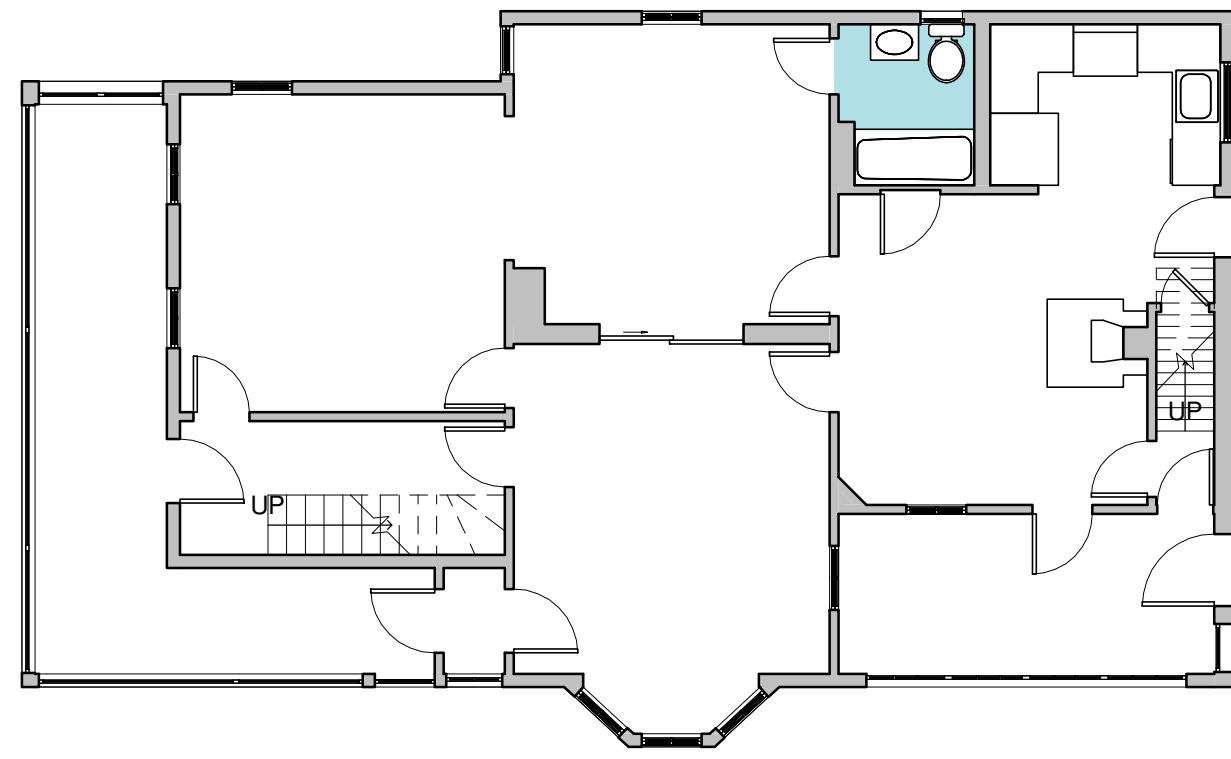


Features, Room - 1				
Object	Height	Width	Area (sqft)	Window sill height
D-6	7'-0"	2'-6"	17.5	
D-11	7'-0"	6'-0"	42.0	
D-12	7'-0"	2'-4"	16.3	
Open-2	7'-6"	6'-0"	45.0	
W-32	8'-9"	13'-2"	101.9	
W-33	8'-9"	12'-6"	75.6	
W-34	8'-9"	13'-2"	73.2	
W-36	8'-9"	12'-6"	53.7	
Win-9	5'-4"	2'-0"	10.7	1'-10"
Win-10	5'-4"	2'-6"	13.3	1'-10"

Total area (sqft), Room - 1	
Floor area	164.6
Wall area (excluding doors, windows, openings)	304.4
Wall linear length (ft)	51.4
Countertop area	0.0

Object quantities, Room - 1	
Doors	3
Openings	1
Windows	2
Countertops	0

Bathroom-1, L1



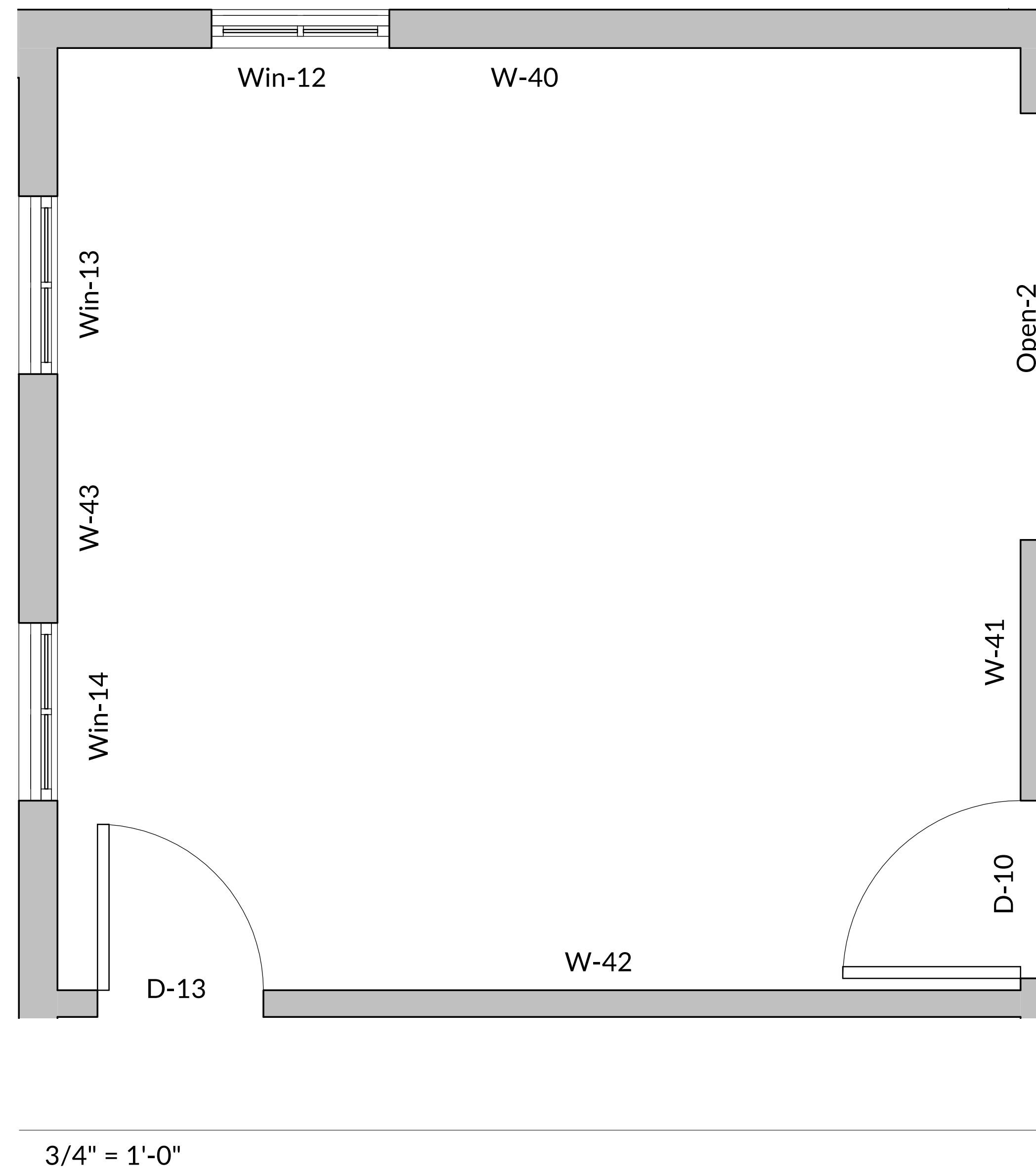
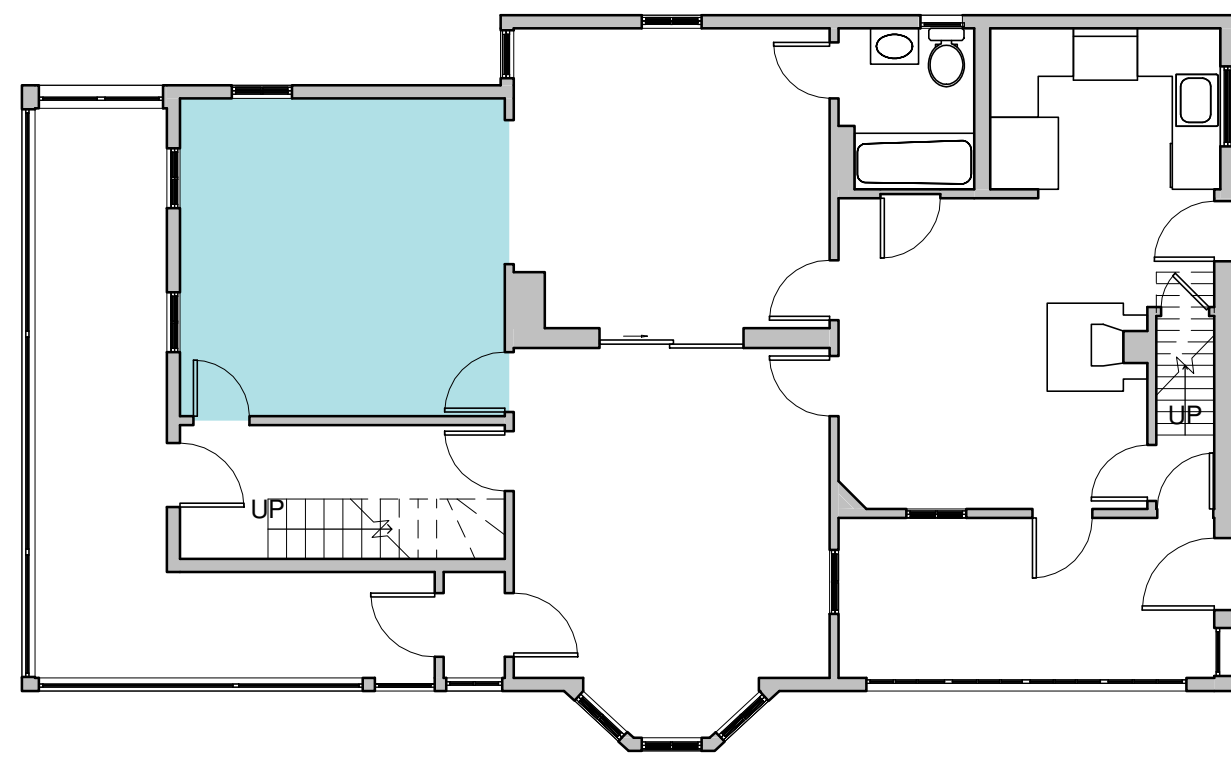
Features, Bathroom - 1				
Object	Height	Width	Area (sqft)	Window sill height
D-12	7'-0"	2'-4"	16.3	
W-36	7'-9"	5'-8"	40.8	
W-37	7'-9"	6'-8 1/2"	52.0	
W-38	7'-9"	5'-8"	43.9	
W-39	7'-9"	6'-8 1/2"	35.7	
Win-11	1'-8"	1'-10"	3.1	5'-2"

Countertops, Bathroom - 1				
Object	Height	Length	Width	Area (sqft)
C-3	2'-8"	2'-0"	1'-6"	3.0

Total area (sqft), Bathroom - 1	
Floor area	38.0
Wall area (excluding doors, windows, openings)	172.4
Wall linear length (ft)	24.8
Countertop area	3.0

Object quantities, Bathroom - 1	
Doors	1
Openings	0
Windows	1
Countertops	0

Room-2, L1

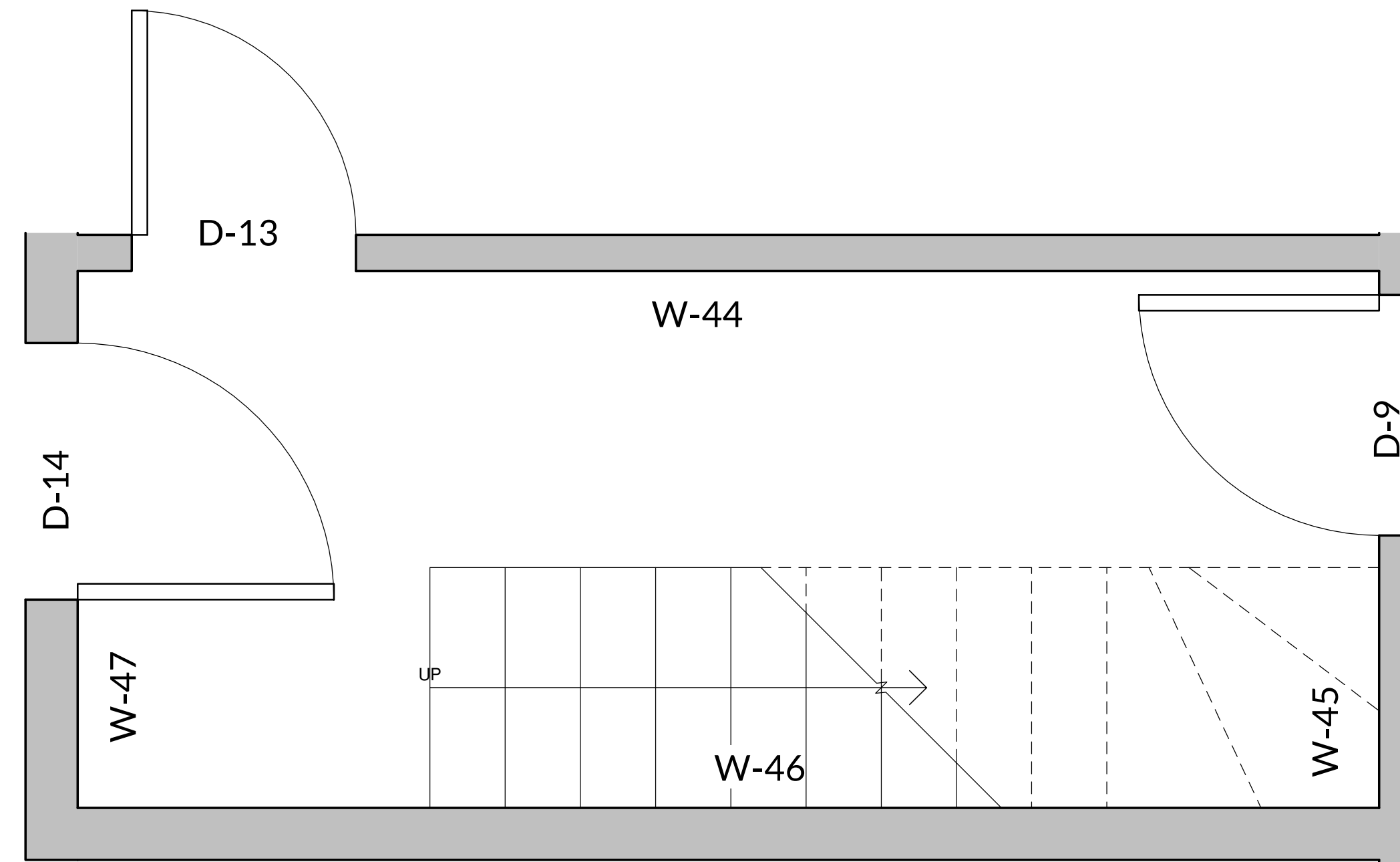
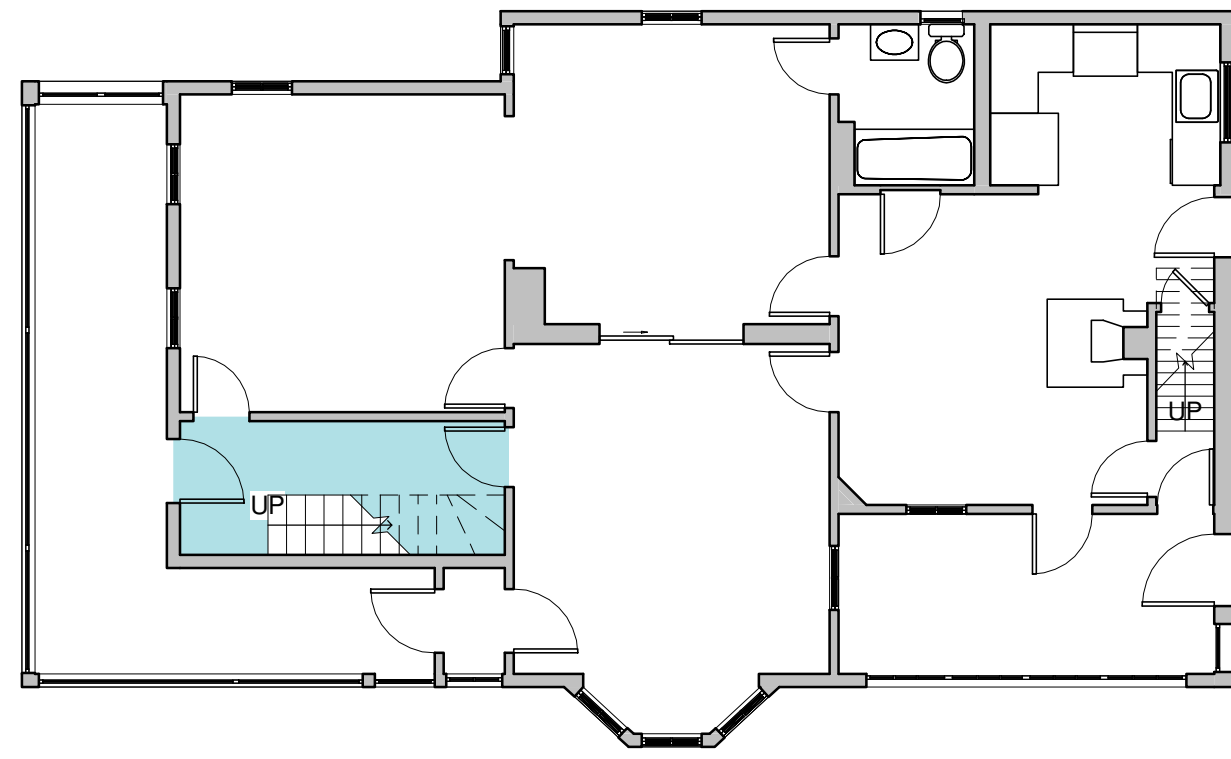


Features, Room - 2				
Object	Height	Width	Area (sqft)	Window sill height
D-10	7'-0"	2'-6"	17.5	
D-13	7'-0"	2'-4"	16.3	
Open-2	7'-6"	6'-0"	45.0	
W-40	8'-9"	13'-6 1/2"	104.7	
W-41	8'-9"	13'-3"	53.4	
W-42	8'-9"	13'-6 1/2"	102.2	
W-43	8'-9"	13'-3"	89.3	
Win-12	5'-6"	2'-6"	13.8	1'-8"
Win-13	5'-4"	2'-6"	13.3	1'-10"
Win-14	5'-4"	2'-6"	13.3	1'-10"

Total area (sqft), Room - 2	
Floor area	179.4
Wall area (excluding doors, windows, openings)	349.4
Wall linear length (ft)	53.6
Countertop area	0.0

Object quantities, Room - 2	
Doors	2
Openings	1
Windows	2
Countertops	0

Entry Room-3, L1



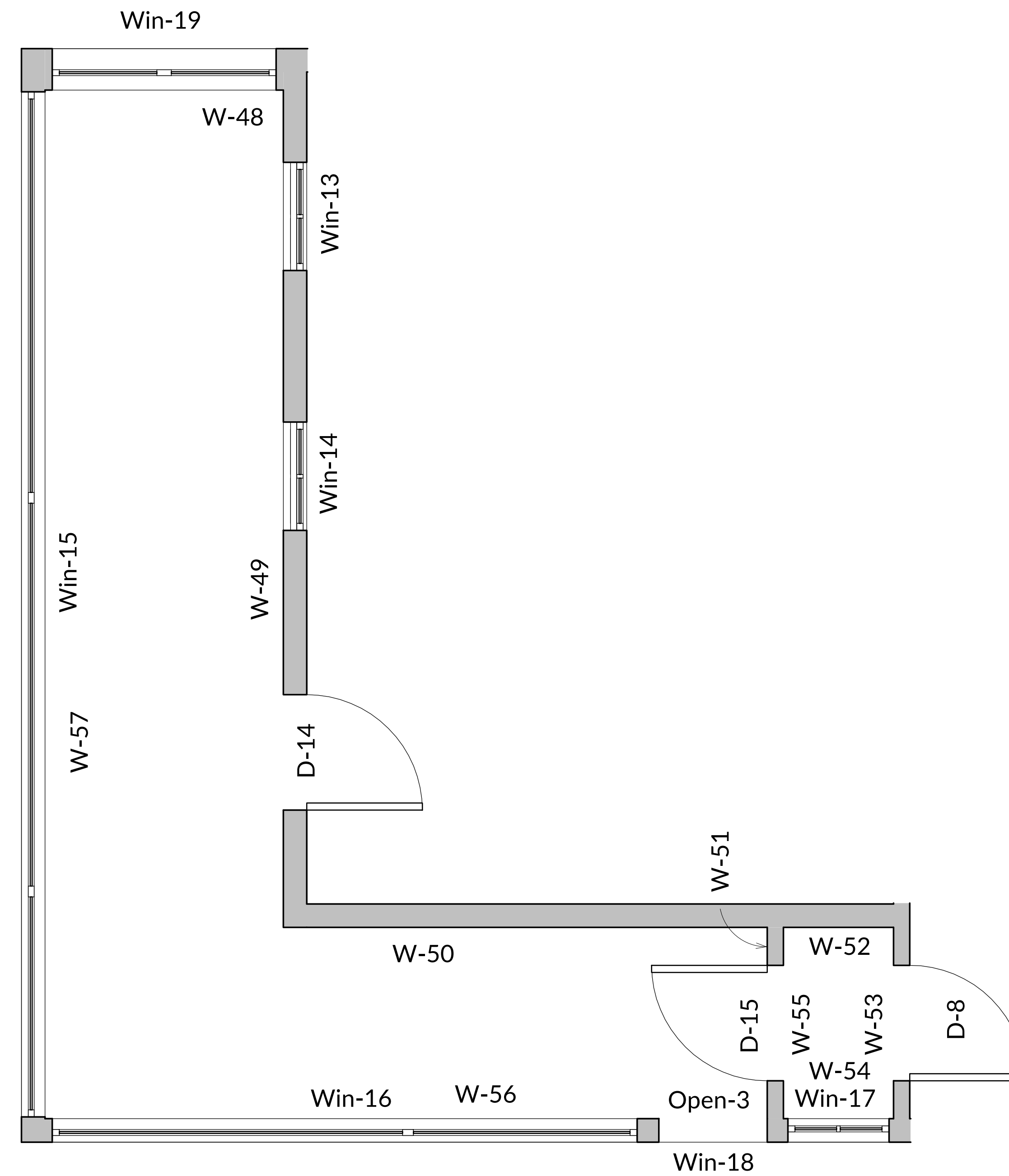
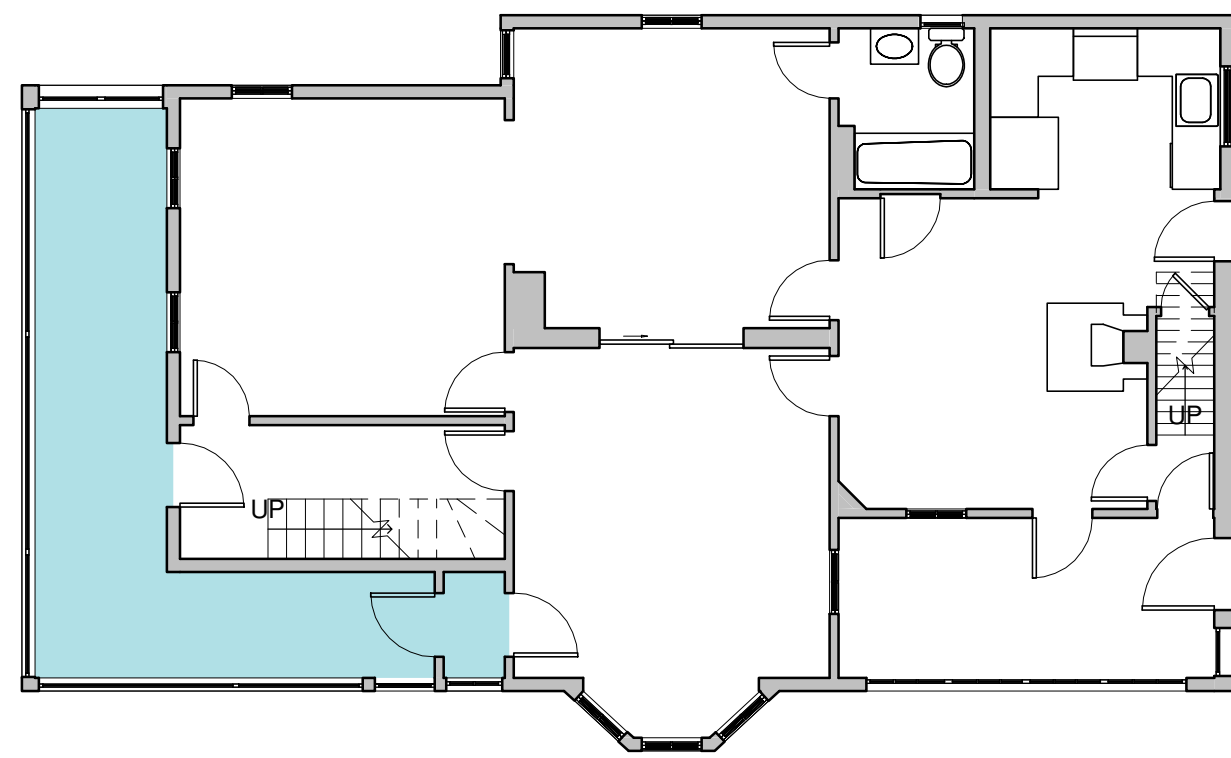
3/4" = 1'-0"

Features, Entry Room - 3				
Object	Height	Width	Area (sqft)	Window sill height
D-9	6'-10"	2'-6"	17.1	
D-13	7'-0"	2'-4"	16.3	
D-14	7'-4"	2'-8"	19.6	
W-44	8'-9"	13'-6 1/2"	102.2	
W-45	8'-9"	5'-7"	31.8	
W-46	8'-9"	13'-6 1/2"	118.5	
W-47	8'-9"	5'-7"	29.3	

Total area (sqft), Entry Room - 3	
Floor area	75.6
Wall area (excluding doors, windows, openings)	281.8
Wall linear length (ft)	38.3
Countertop area	0.0

Object quantities, Entry Room - 3	
Doors	3
Openings	0
Windows	0
Countertops	0

Hallway, L1



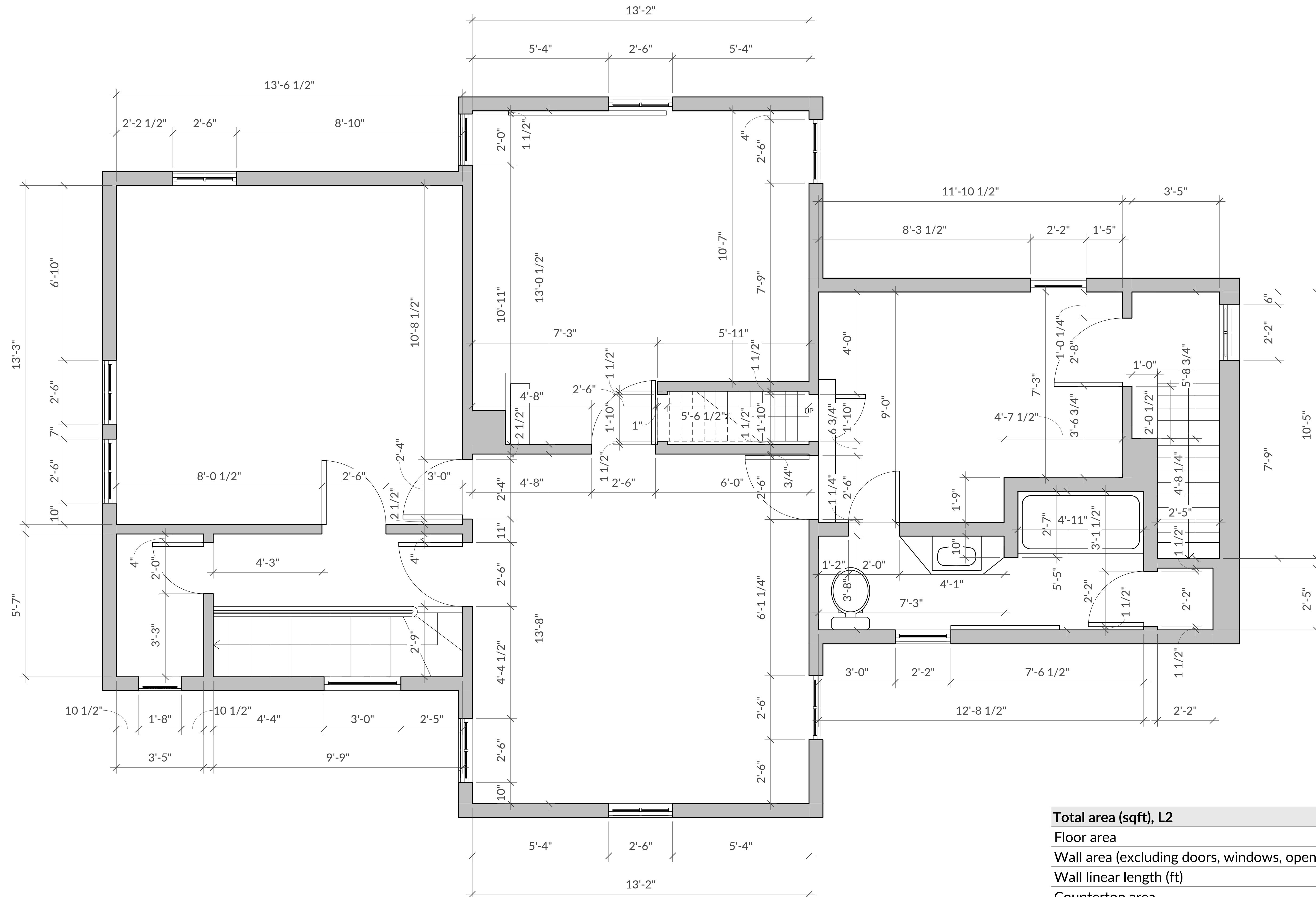

1/2" = 1'-0"

Features, Hallway				
Object	Height	Width	Area (sqft)	Window sill height
D-8	7'-0"	2'-8"	18.7	
D-14	7'-4"	2'-8"	19.6	
D-15	7'-0"	2'-8"	18.7	
Open-3	6'-6"	2'-6"	16.3	
W-48	9'-10"	5'-6"	23.1	
W-49	9'-10"	19'-4"	143.9	
W-50	9'-10"	11'-2"	109.8	
W-51	9'-10"	4'-5"	24.7	
W-52	9'-10"	2'-6 1/2"	25.0	
W-53	9'-10"	4'-5"	24.7	
W-54	9'-10"	2'-6 1/2"	11.8	
W-55	9'-10"	4'-5"	24.7	
W-56	9'-10"	16'-8"	61.6	
W-57	9'-10"	23'-9"	92.5	
Win-13	5'-4"	2'-6"	13.3	1'-10"
Win-14	5'-4"	2'-6"	13.3	1'-10"
Win-15	6'-0"	23'-6"	141.0	2'-6"
Win-16	6'-0"	13'-6"	81.0	2'-6"
Win-17	5'-8"	2'-4"	13.2	2'-6"
Win-18	2'-0"	2'-6"	5.0	6'-6"
Win-19	6'-0"	5'-2"	31.0	2'-6"

Total area (sqft), Hallway	
Floor area	192.8
Wall area (excluding doors, windows, openings)	541.8
Wall linear length (ft)	94.8
Countertop area	0.0

Object quantities - Hallway	
Doors	3
Openings	1
Windows	6
Countertops	0

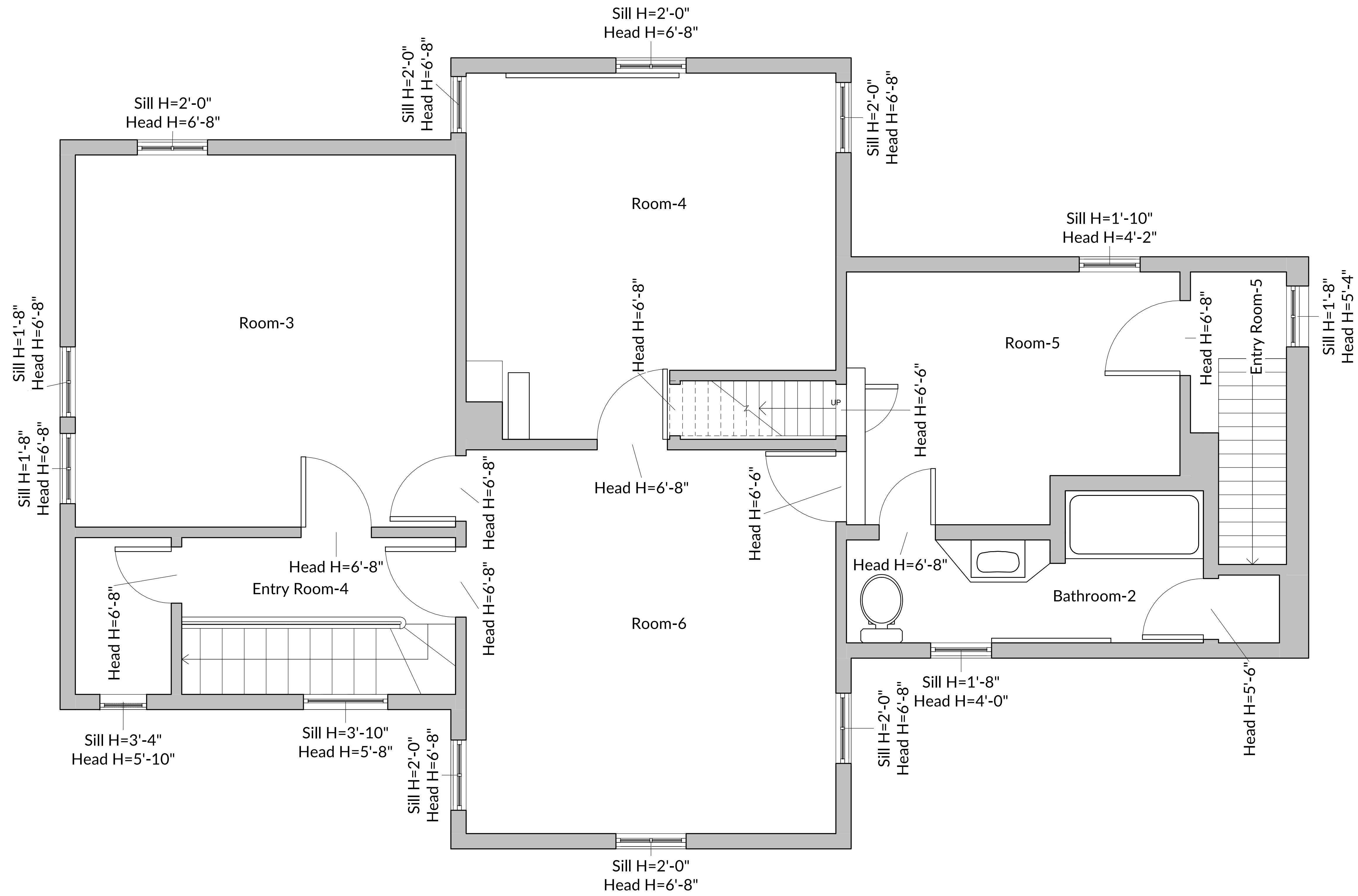
Floor Plan Measurements, L2



Total area (sqft), L2	
Floor area	876.0
Wall area (excluding doors, windows, openings)	2121.4
Wall linear length (ft)	340.3
Countertop area	6.1

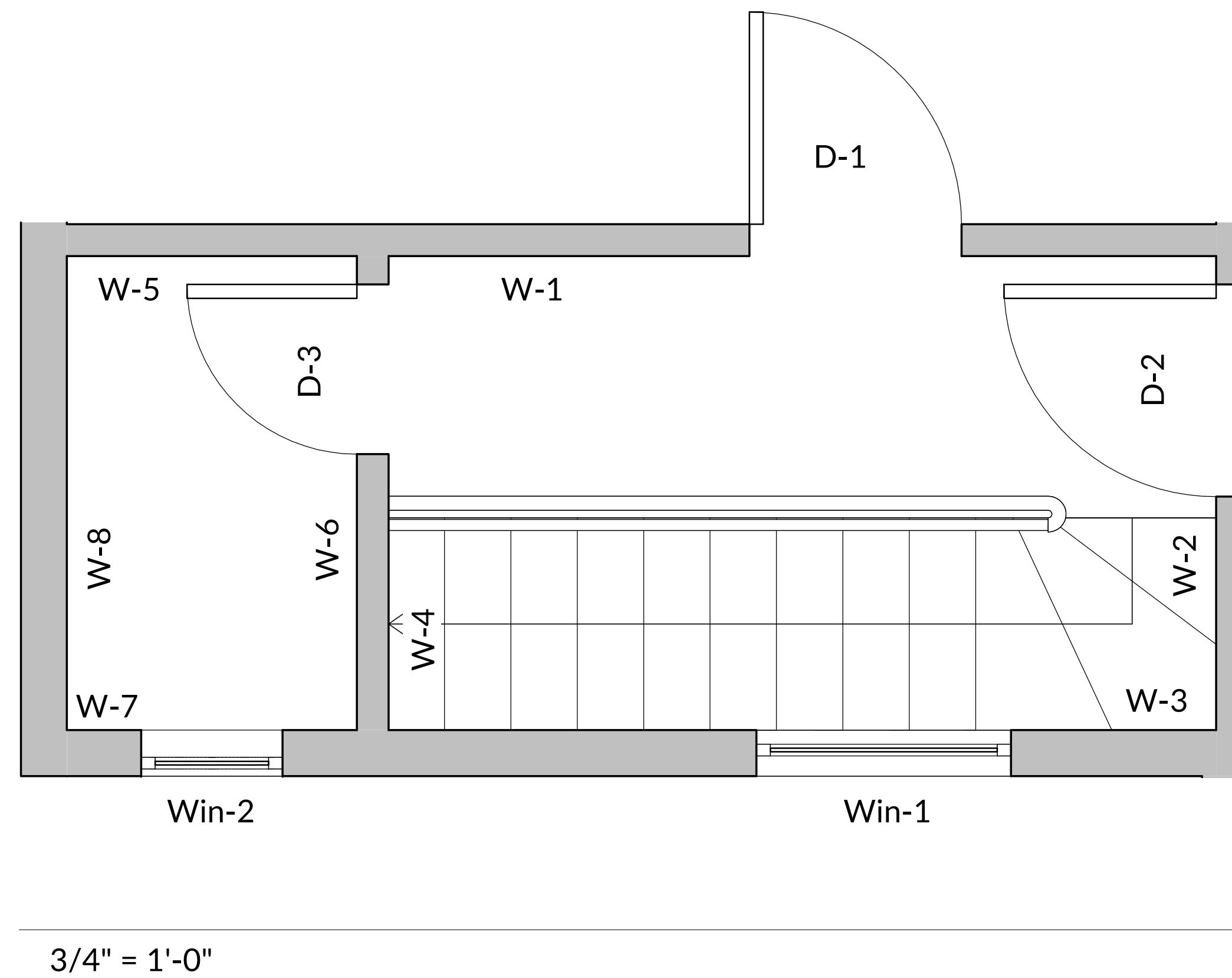
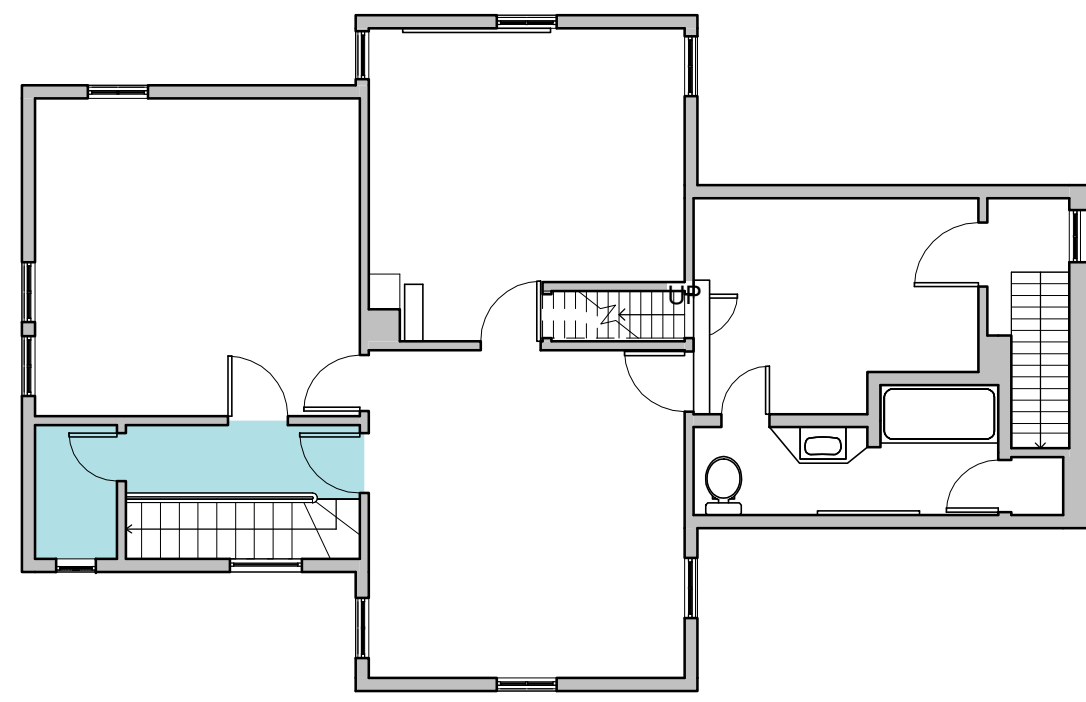
1/2" = 1'-0"

Room Layout, L2



1/2" = 1'-0"

Entry Room-4, L2

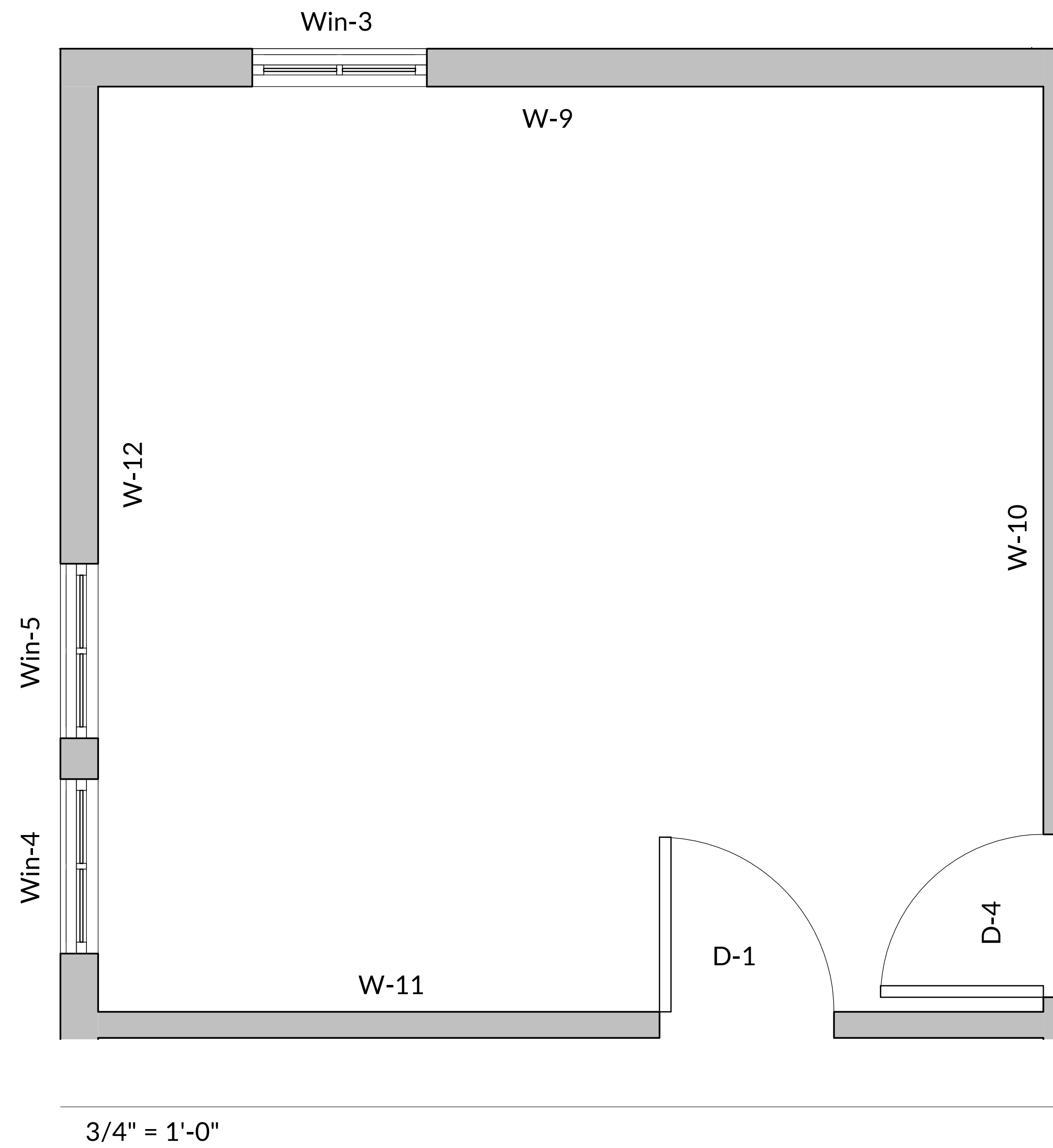
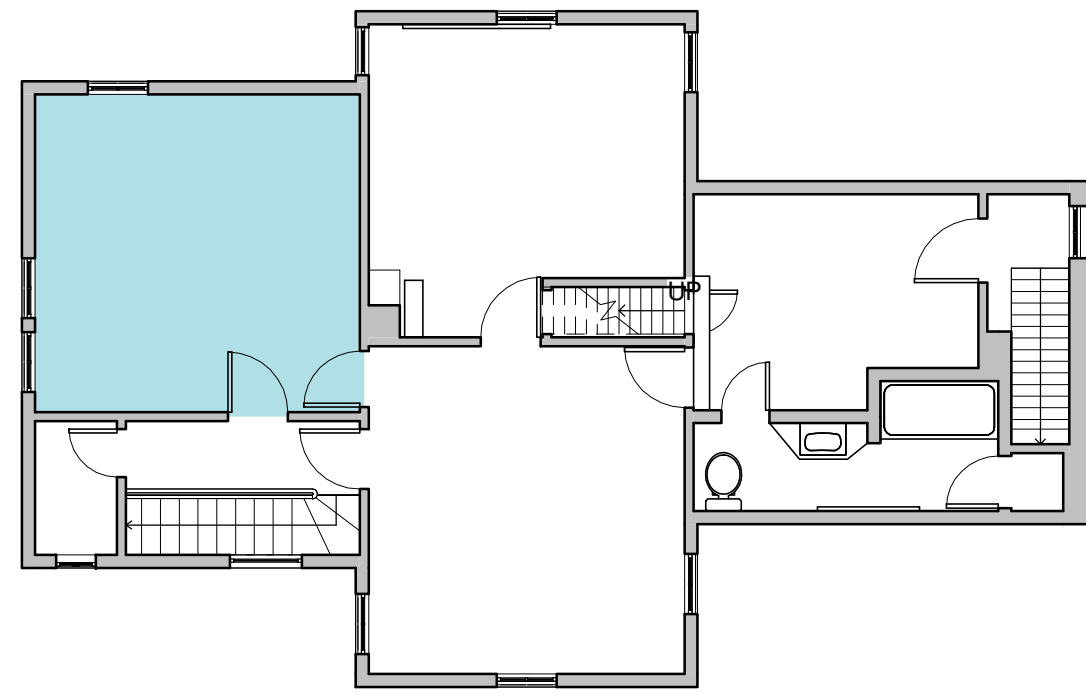


Features, Entry Room - 4				
Object	Height	Width	Area (sqft)	Window sill height
D-1	6'-8"	2'-6"	16.7	
D-2	6'-8"	2'-6"	16.7	
D-3	6'-8"	2'-0"	13.3	
W-1	7'-10"	9'-9"	59.7	
W-2	7'-10"	5'-7"	27.0	
W-3	7'-10"	9'-9"	70.9	
W-4	7'-10"	5'-7"	30.4	
W-5	7'-10"	3'-5"	26.8	
W-6	7'-10"	5'-7"	30.4	
W-7	7'-10"	3'-5"	23.5	
W-8	7'-10"	5'-7"	43.7	
Win-1	1'-10"	3'-0"	5.5	3'-10"
Win-2	2'-6"	1'-8"	4.2	3'-4"

Total area (sqft), Entry Room - 4	
Floor area	75.6
Wall area (excluding doors, windows, openings)	312.4
Wall linear length (ft)	48.7
Countertop area	0.0

Object quantities, Entry Room - 4	
Doors	3
Openings	0
Windows	2
Countertops	0

Room-3, L2

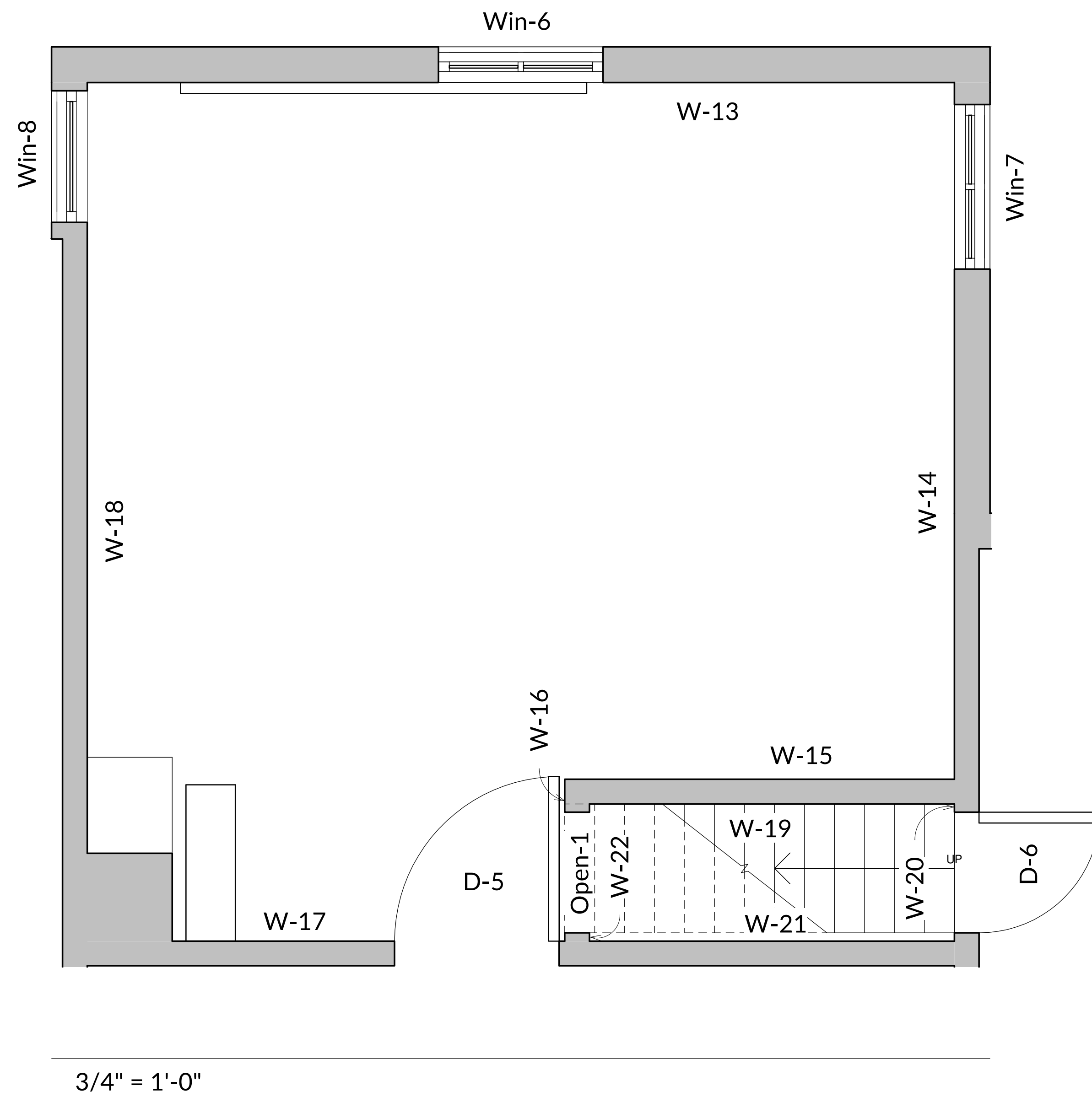
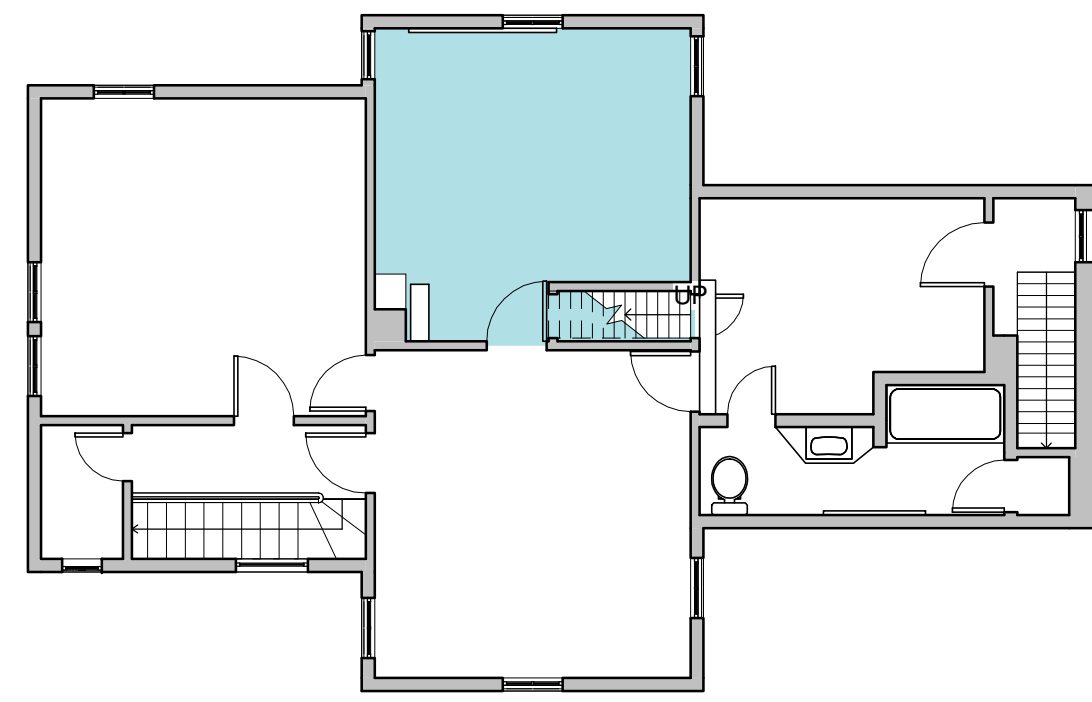


Features, Room - 3				
Object	Height	Width	Area (sqft)	Window sill height
D-1	6'-8"	2'-6"	16.7	
D-4	6'-8"	2'-4"	15.6	
W-9	7'-10"	13'-6 1/2"	94.4	
W-10	7'-10"	13'-3"	88.2	
W-11	7'-10"	13'-6 1/2"	89.4	
W-12	7'-10"	13'-3"	78.8	
Win-3	4'-8"	2'-6"	11.7	2'-0"
Win-4	5'-0"	2'-6"	12.5	1'-8"
Win-5	5'-0"	2'-6"	12.5	1'-8"

Total area (sqft), Room - 3	
Floor area	179.4
Wall area (excluding doors, windows, openings)	350.8
Wall linear length (ft)	53.6
Countertop area	0.0

Object quantities, Room - 3	
Doors	2
Openings	0
Windows	3
Countertops	0

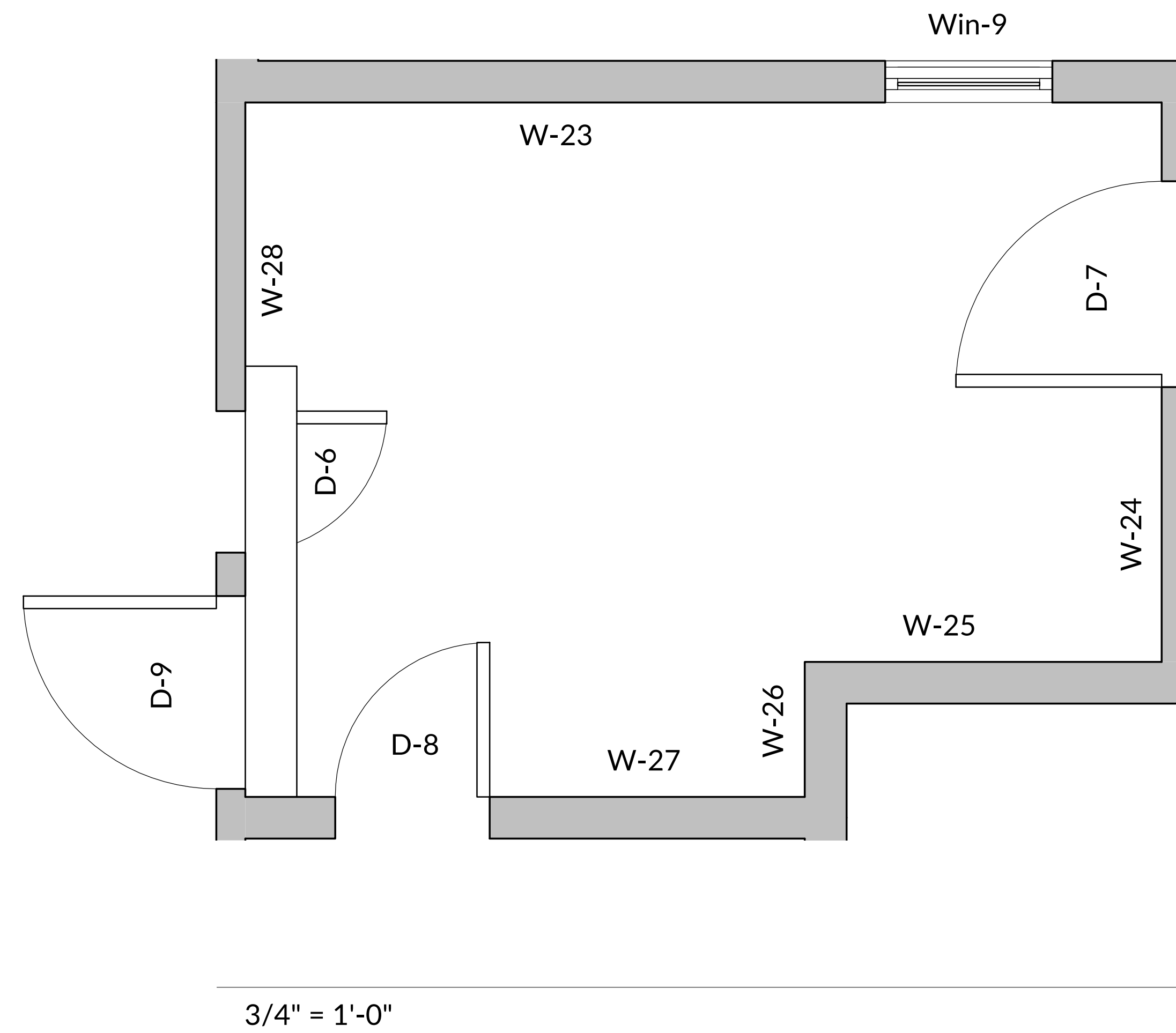
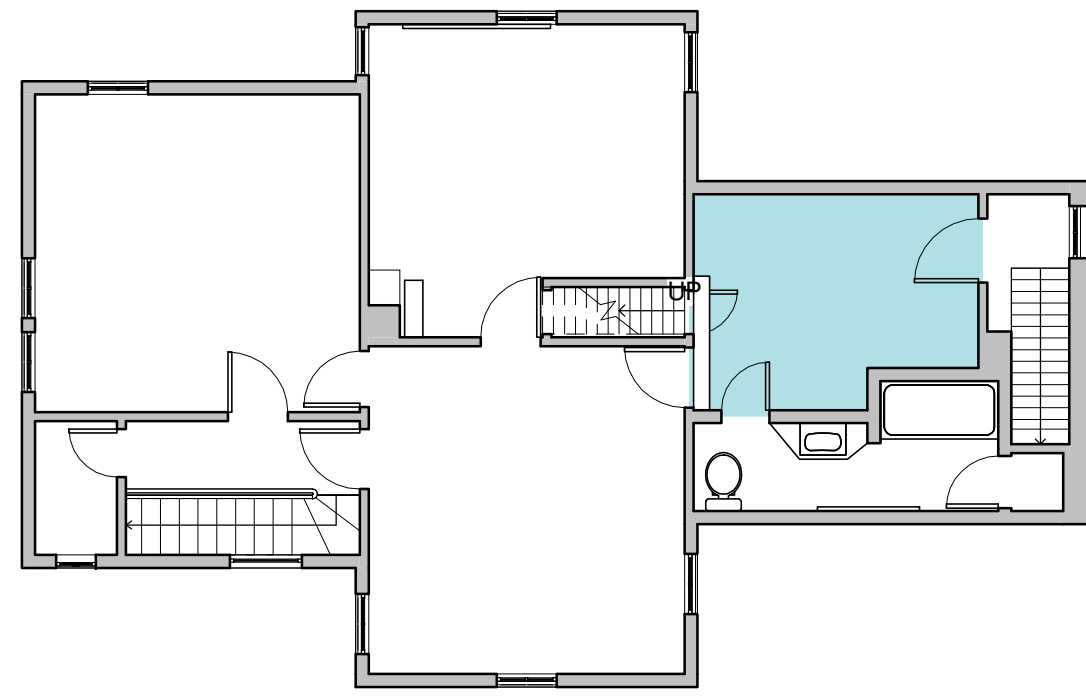
Room-4, L2



Total area (sqft), Room - 4	
Floor area	171.7
Wall area (excluding doors, windows, openings)	439.3
Wall linear length (ft)	67.7
Countertop area	0.0

Object quantities, Room - 4	
Doors	2
Openings	1
Windows	3
Countertops	0

Room-5, L2

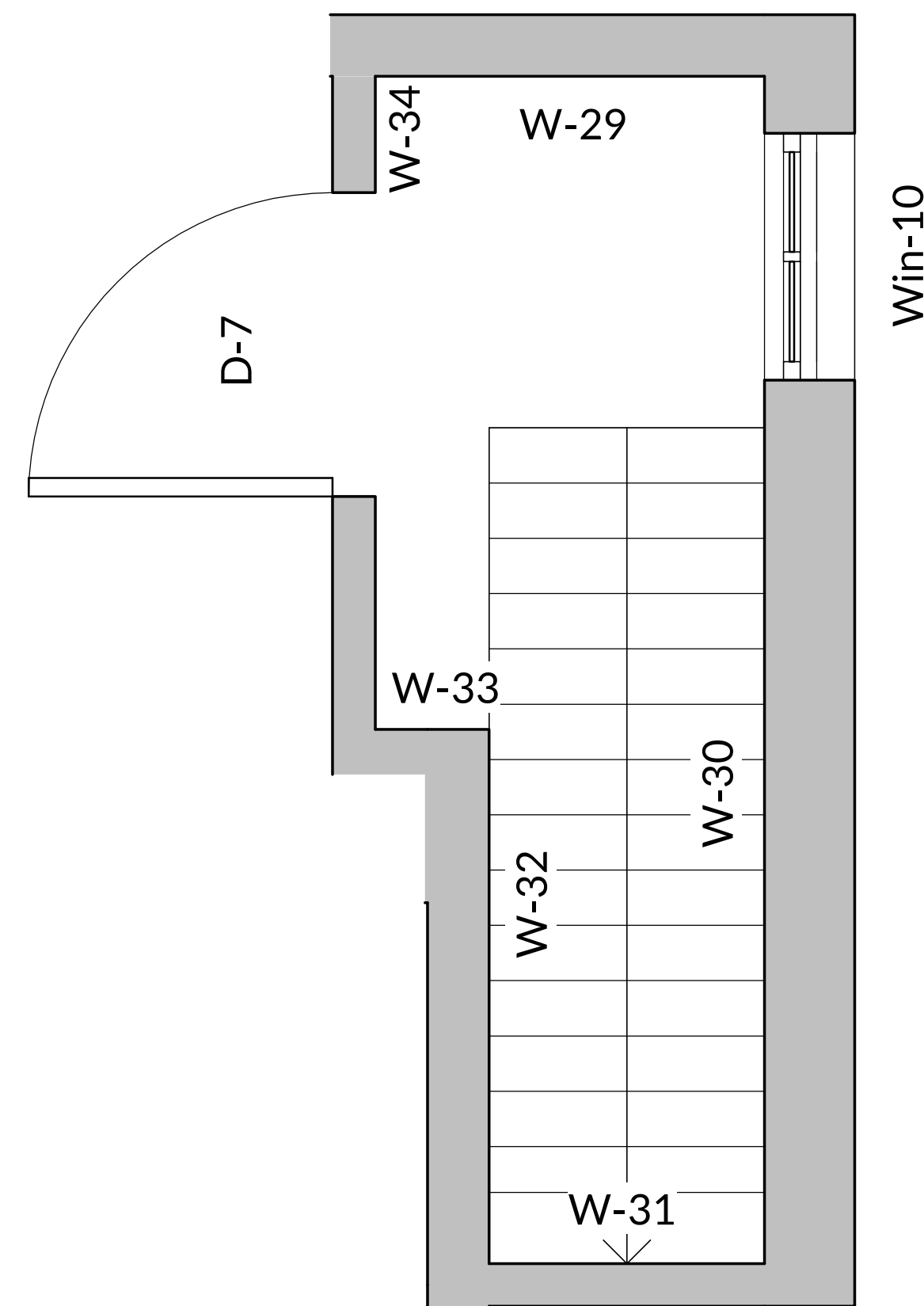
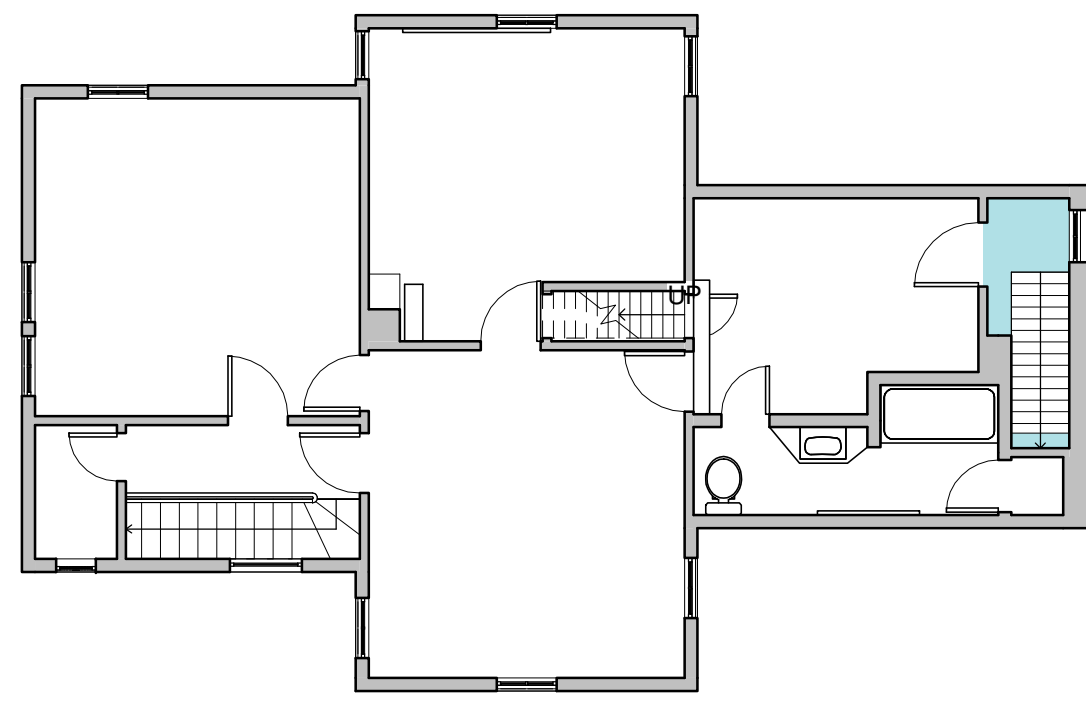


Features, Room - 5				
Object	Height	Width	Area (sqft)	Window sill height
D-6	6'-6"	1'-10"	11.9	
D-7	6'-8"	2'-8"	17.8	
D-8	6'-8"	2'-0"	13.3	
D-9	6'-6"	2'-6"	16.3	
W-23	7'-10"	11'-10 1/2"	87.9	
W-24	7'-10"	7'-3"	39.0	
W-25	7'-10"	4'-7 1/2"	36.2	
W-26	7'-10"	1'-9"	13.7	
W-27	7'-10"	7'-3"	43.5	
W-28	7'-10"	9'-0"	42.3	
Win-9	2'-4"	2'-2"	5.1	1'-10"

Total area (sqft), Room - 5	
Floor area	98.8
Wall area (excluding doors, windows, openings)	262.6
Wall linear length (ft)	41.8
Countertop area	0.0

Object quantities, Room - 5	
Doors	4
Openings	0
Windows	1
Countertops	0

Entry Room-5, L2



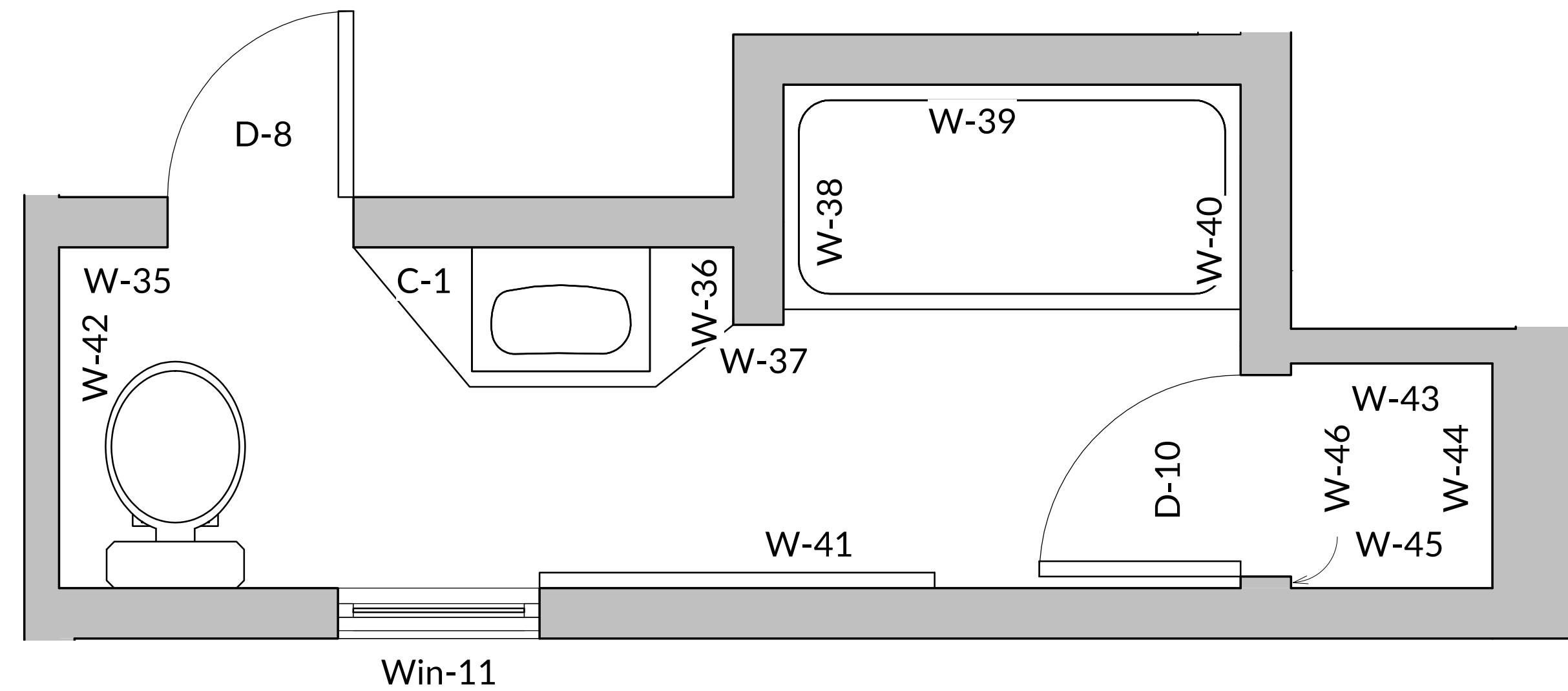
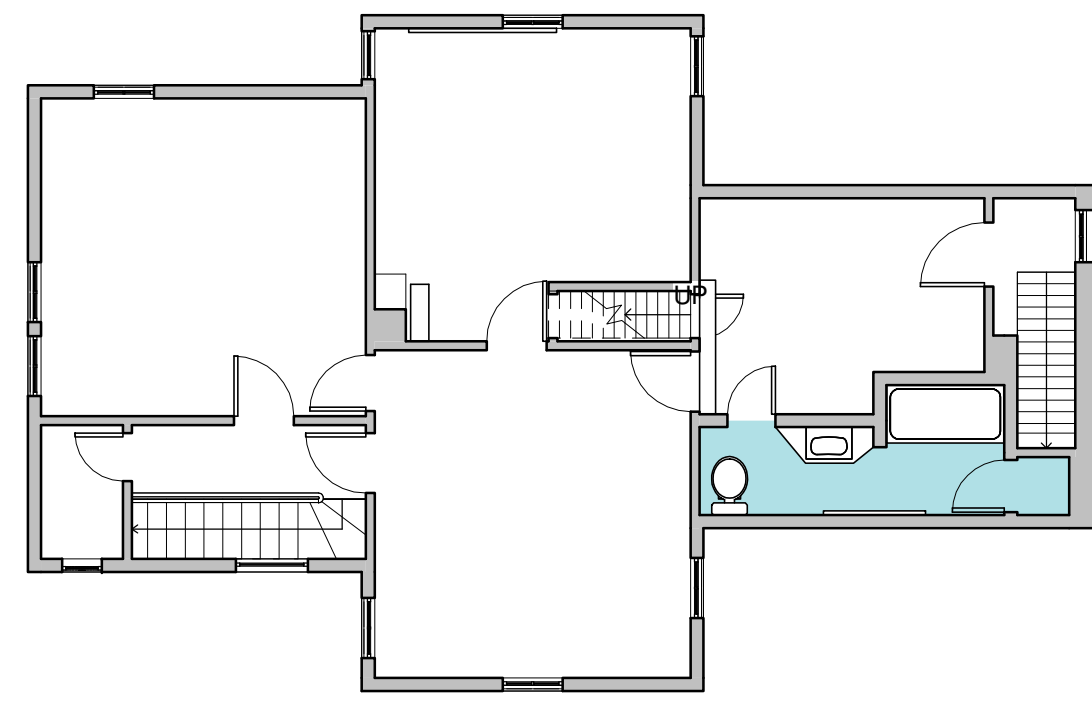
3/4" = 1'-0"

Features, Entry Room - 5				
Object	Height	Width	Area (sqft)	Window sill height
D-7	6'-8"	2'-8"	17.8	
W-29	5'-10"	3'-5"	19.9	
W-30	7'-10"	10'-5"	70.7	
W-31	7'-10"	2'-5"	18.9	
W-32	7'-10"	4'-8 1/4"	36.7	
W-33	7'-10"	1'-0"	7.8	
W-34	7'-10"	5'-8 3/4"	23.9	
Win-10	3'-8"	2'-2"	7.9	1'-8"

Total area (sqft), Entry Room - 5	
Floor area	30.9
Wall area (excluding doors, windows, openings)	177.9
Wall linear length (ft)	27.7
Countertop area	0.0

Object quantities, Entry Room - 5	
Doors	1
Openings	0
Windows	1
Countertops	0

Bathroom-2, L2



3/4" = 1'-0"

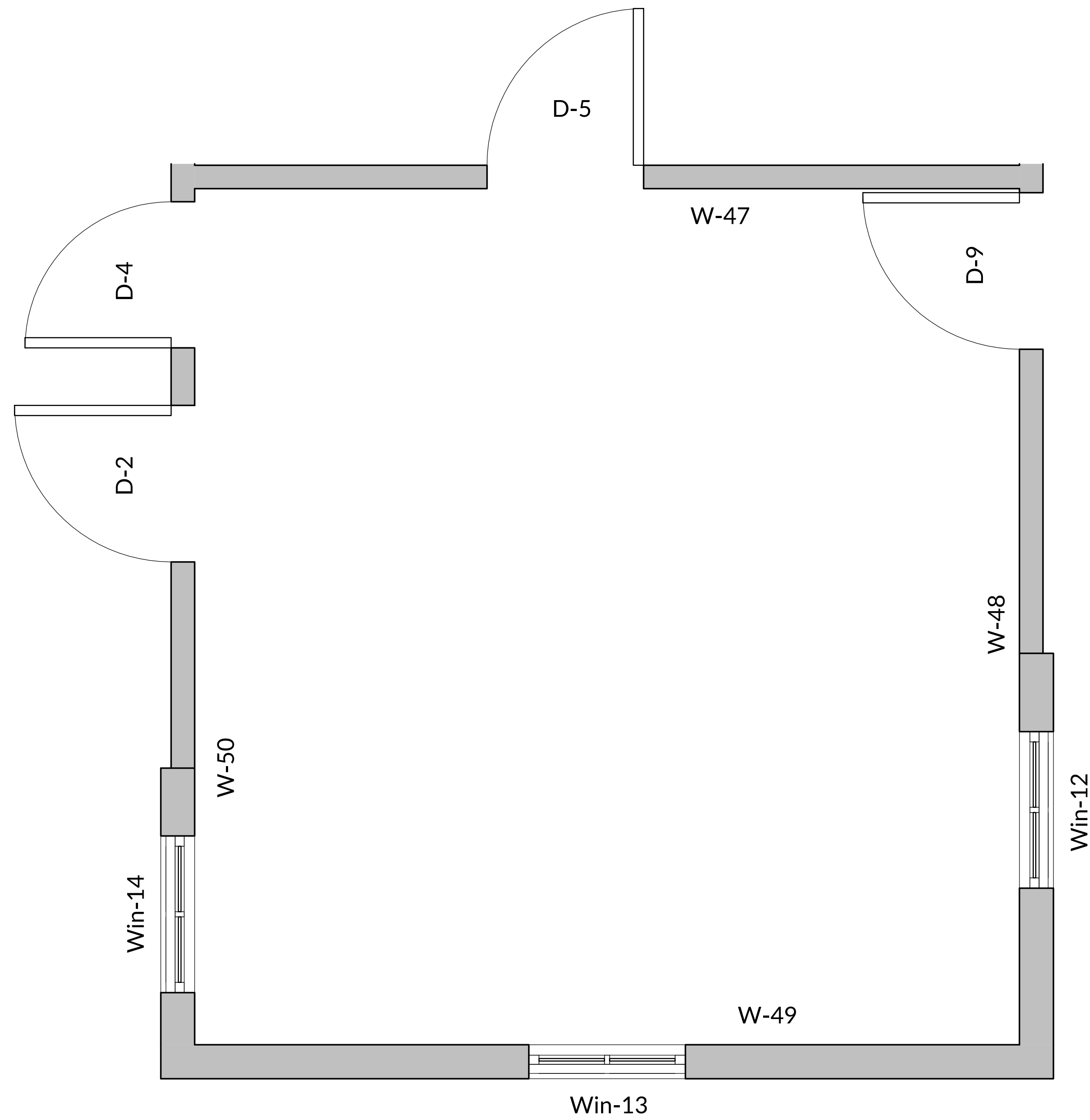
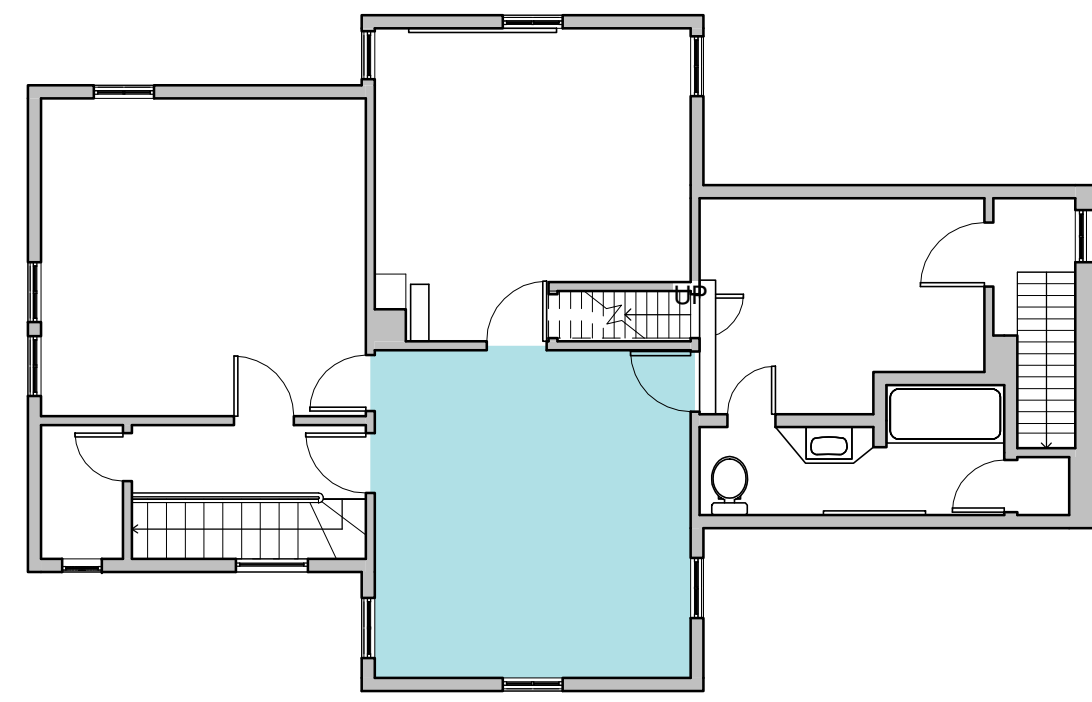
Features, Bathroom - 2				
Object	Height	Width	Area (sqft)	Window sill height
D-8	6'-8"	2'-0"	13.3	
D-10	5'-6"	2'-2"	11.9	
W-35	7'-9"	7'-3"	42.9	
W-36	7'-9"	10"	6.5	
W-37	7'-9"	6 1/2"	4.2	
W-38	7'-9"	2'-7"	20.0	
W-39	7'-9"	4'-11"	38.1	
W-40	7'-9"	5'-5"	26.9	
W-41	5'-6"	12'-8 1/2"	64.8	
W-42	7'-9"	3'-8"	13.3	
W-43	6'-0"	2'-2"	13.0	
W-44	6'-0"	2'-5"	14.3	
W-45	5'-6"	2'-2"	11.9	
W-46	6'-0"	2'-5"	2.4	
Win-11	2'-4"	2'-2"	5.1	1'-8"

Countertops, Bathroom - 2				
Object	Height	Length	Width	Area (sqft)
C-1	2'-3"	4'-1"	1'-6"	6.1

Total area (sqft), Bathroom - 2	
Floor area	61.8
Wall area (excluding doors, windows, openings)	258.4
Wall linear length (ft)	47.1
Countertop area	6.1

Object quantities, Bathroom - 2	
Doors	2
Openings	0
Windows	1
Countertops	1

Room-6, L2



3/4" = 1'-0"

Features, Room - 6				
Object	Height	Width	Area (sqft)	Window sill height
D-2	6'-8"	2'-6"	16.7	
D-4	6'-8"	2'-4"	15.6	
D-5	6'-8"	2'-6"	16.7	
D-9	6'-6"	2'-6"	16.3	
W-47	7'-10"	13'-2"	86.4	
W-48	7'-10"	13'-8"	79.1	
W-49	7'-10"	13'-2"	91.4	
W-50	7'-10"	13'-8"	63.1	
Win-12	4'-8"	2'-6"	11.7	2'-0"
Win-13	4'-8"	2'-6"	11.7	2'-0"
Win-14	4'-8"	2'-6"	11.7	2'-0"

Total area (sqft), Room - 6	
Floor area	179.9
Wall area (excluding doors, windows, openings)	320.0
Wall linear length (ft)	53.7
Countertop area	0.0

Object quantities, Room - 6	
Doors	4
Openings	0
Windows	3
Countertops	0